

UPDATED EDITION

Guess! What!

Workbook **1**
with Digital Pack



CAMBRIDGE

American English

Susan Rivers

Series Editor: Lesley Koustaff



CAMBRIDGE
UNIVERSITY PRESS & ASSESSMENT

Shaftesbury Road, Cambridge CB2 8EA, United Kingdom

One Liberty Plaza, 20th Floor, New York, NY 10006, USA

477 Williamstown Road, Port Melbourne, VIC 3207, Australia

314–321, 3rd Floor, Plot 3, Splendor Forum, Jasola District Centre, New Delhi – 110025, India

103 Penang Road, #05–06/07, Visioncrest Commercial, Singapore 238467

Cambridge University Press & Assessment is a department of the University of Cambridge.

We share the University's mission to contribute to society through the pursuit of education, learning and research at the highest international levels of excellence.

www.cambridge.org

Information on this title: www.cambridge.org/9781009798631

© Cambridge University Press & Assessment 2016, 2024

This publication is in copyright. Subject to statutory exception and to the provisions of relevant collective licensing agreements, no reproduction of any part may take place without the written permission of Cambridge University Press & Assessment.

First published 2016

Updated edition 2024

20 19 18 17 16 15 14 13 12 11 10 9 8 7 6 5 4 3 2 1

Printed in Malaysia by Vivar Printing

A catalogue record for this publication is available from the British Library

ISBN 978-1-009-79863-1 Workbook with Digital Pack Level 1

ISBN 978-1-009-79857-0 Student's Book with eBook Level 1

ISBN 978-1-009-79864-8 Teacher's Book with Digital Pack Level 1

ISBN 978-1-107-52697-6 Flashcards Level 1

Additional resources for this publication at www.cambridge.org/guesswhatue

Cambridge University Press & Assessment has no responsibility for the persistence or accuracy of URLs for external or third-party internet websites referred to in this publication and does not guarantee that any content on such websites is, or will remain, accurate or appropriate. Information regarding prices, travel timetables, and other factual information given in this work is correct at the time of first printing but Cambridge University Press & Assessment does not guarantee the accuracy of such information thereafter.


Contents



	Page	
Hello!	4	
Unit 1	School	12
Unit 2	Toys	20
Review	Units 1–2	28
Unit 3	Family	30
Unit 4	At home	38
Review	Units 3–4	46
Unit 5	My body	48
Unit 6	Food	56
Review	Units 5–6	64
Unit 7	Actions	66
Unit 8	Animals	74
Review	Units 7–8	82
My picture dictionary		84
My puzzle		93
Cutouts		95

Hello!

1 Look and match.



2 Ask and answer with a friend.


1 Hello, I'm Mandy. What's your name?

2 Hello, I'm Jack.

3 This is Penny.

4 Hello, Penny.

3  Listen and stick.



4  Listen and number.








5 *Think* What's next? Draw a line.

1	2	4	6	2	4	6	2	4	10
2	8	9	10	8	9	10	8	9	6
3	3	5	7	3	5	7	3	5	4
4	6	5	4	6	5	4	6	5	3
5	1	8	3	1	8	3	1	8	7

6 *0.09* Listen and write the numbers in the pictures.



7  Listen and color.



8  Look. Then draw and say.



How old are you?

I'm ...

What's your favorite color?




My favorite color's ...

My picture dictionary  Go to page 84: Check the words you know and trace.

1		
2		
3		
4		

10 What's missing? Look and draw. Then stick.



- a 
- b 
- c 

I'm curious.




11 Trace the letters.



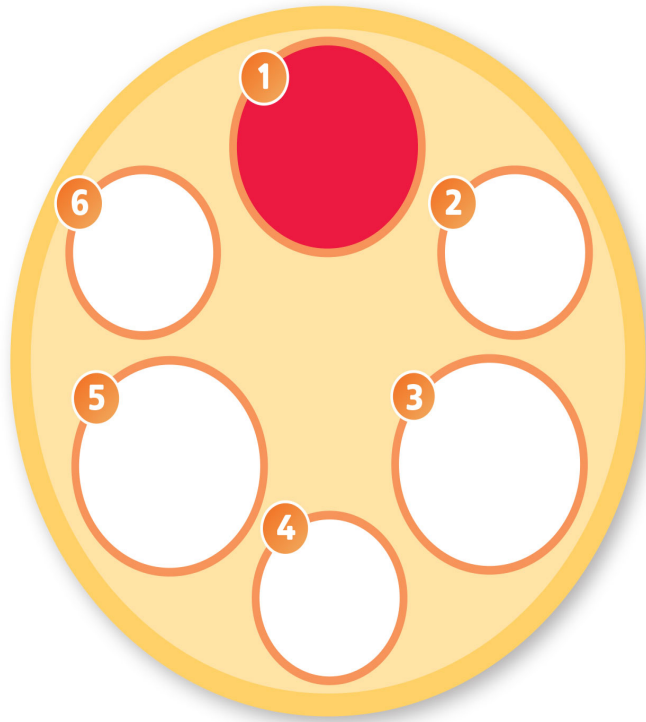
A pink and purple panda.

12 Listen and circle the p words.












What color is it?

1  Listen and color.



2 Look and color.

1		+		=	
2		+		=	
3		+		=	

Evaluation

1 Follow the lines. Then trace and say.






a David

b Olivia

c Leo

d Tina

2 What's your favorite part? Use your stickers.



3 Trace the color.









pink

Then go to page 93 and color the Hello! unit pieces.









1

School

1  Listen and check ✓.

1	2	3	4
a  <input checked="" type="checkbox"/>	a  <input type="checkbox"/>	a  <input type="checkbox"/>	a  <input type="checkbox"/>
b  <input type="checkbox"/>	b  <input type="checkbox"/>	b  <input type="checkbox"/>	b  <input type="checkbox"/>






















2 Look and match.

1 	2 	3 	4 
a 	b 	c 	d 

3   Listen and stick.


1	2	3
4	5	

4  What's next? Draw a line.


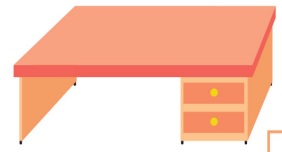

1						a	
2						b	
3						c	
4						d	

My picture dictionary  Go to page 85: Check the words you know and trace.

5 Look and count. Write the number.



2



6  Ask and answer about your classroom.


How many erasers can you see?

Three.

7  Listen and check ✓ or put an X.



8  Circle the different one.



9  1.13

Listen, look, and match.



10 What's missing? Look and draw. Then stick.

11 Trace the letters.






A bear with
a blue book.

12 Listen and circle the *b* words.



What material is it?

1 Look and match.



2 Listen and check ✓.

1		2		3		4	
a		a		a		a	
b		b		b		b	

Evaluation

1 Look and trace. Then say.

1



book

2



desk

3



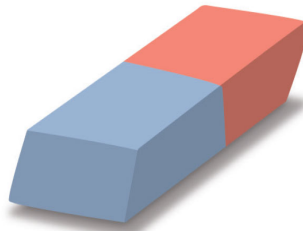
pen

4



chair

5




eraser

6




pencil

2 What's your favorite part?
Use your stickers.




story



song



video



3 **Puzzle** Trace the
color.

red


Then go to page
93 and color
the Unit 1 pieces.


2 Toys


1  Listen and check ✓.


1	2	3	4
<p>a  <input checked="" type="checkbox"/></p>	<p>a  <input type="checkbox"/></p>	<p>a  <input type="checkbox"/></p>	<p>a  <input type="checkbox"/></p>
<p>b  <input type="checkbox"/></p>	<p>b  <input type="checkbox"/></p>	<p>b  <input type="checkbox"/></p>	<p>b  <input type="checkbox"/></p>


2 Look, match, and say. 1 kite.


1 


2 


3 

4 


a 


b 


c 


d 


3   Listen and stick.

1 

2 

3 

4 

5 

4  Look and circle the toys.



My picture dictionary  Go to page 86: Check the words you know and trace.

5  2.09

Listen and check ✓ or put an X.




6

 About Me





Draw your favorite toy and say.

What's this?






It's a ...

7  Listen and number the pictures.




8  Listen and draw the pictures.

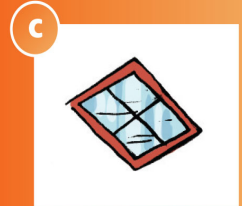

1	2
3	4



9  Listen and check ✓.

1		
2		
3		
4		

10  What's missing? Look and draw. Then stick.

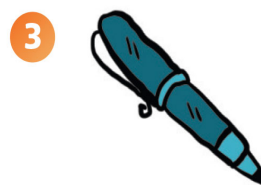



11 Trace the letters.




A **t**urtle with
two **t**eddy bears.

12  Listen and circle the *t* words.



Is it electric?



1  Listen and check ✓ (electric) or put an X (not electric).



2 Look at Activity 1 and draw.

Electric

Not electric



Evaluation


1 Look and trace. Then say.




kite



robot



ball



bike




doll



camera

2 What's your favorite part?
Use your stickers.




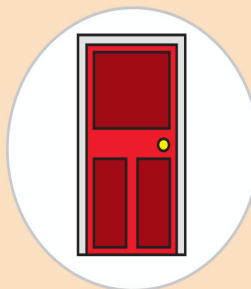

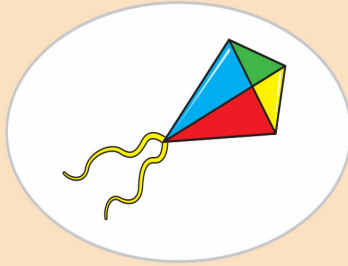
3 **Puzzle** Trace the color.

green






Then go to page 93 and color the Unit 2 pieces.

Review Units 1 and 2

1 Look and say. Find and circle.



2  Listen and number the pictures.



3

Family

1 Trace the words and match.

1

mom

a



b



2

dad

3

sister

c



d



4

brother

e



5

grandma


2 Look and write the number.

1 ~~cousin~~

2 uncle

3 grandpa

4 aunt




3   Listen and stick.


1	2	3	4	5

4  Read, look, and check ✓.


1 dad




2 aunt



3 grandma



4 brother




My picture dictionary  Go to page 87: Check the words you know and trace.

5 Look, read, and match.



Who's this?



Who's this?



Who's this?



Who's this?



Who's this?



It's my grandma.



It's my aunt.




It's my grandpa.




It's my dad.



It's my sister.

6  Draw a member of your family. Then ask and answer with a friend.

Who's this?



It's my ...

7  Listen, read, and check ✓.



my brother
my cousin



my mom
my aunt



my mom
my grandma



my sister
my cousin



my cousin
my aunt



my dad
my uncle


8 Look, read, and circle the correct word.



1 Who's **this** / **that**?
It's my uncle.



2 Who's **this** / **that**?
It's my cousin.






3 Who's **this** / **that**?
It's my grandpa.






4 Who's **this** / **that**?
It's my sister.


9  3.13 Listen, look, and match.



10  What's missing? Look and draw. Then stick.





11 Trace the letters.



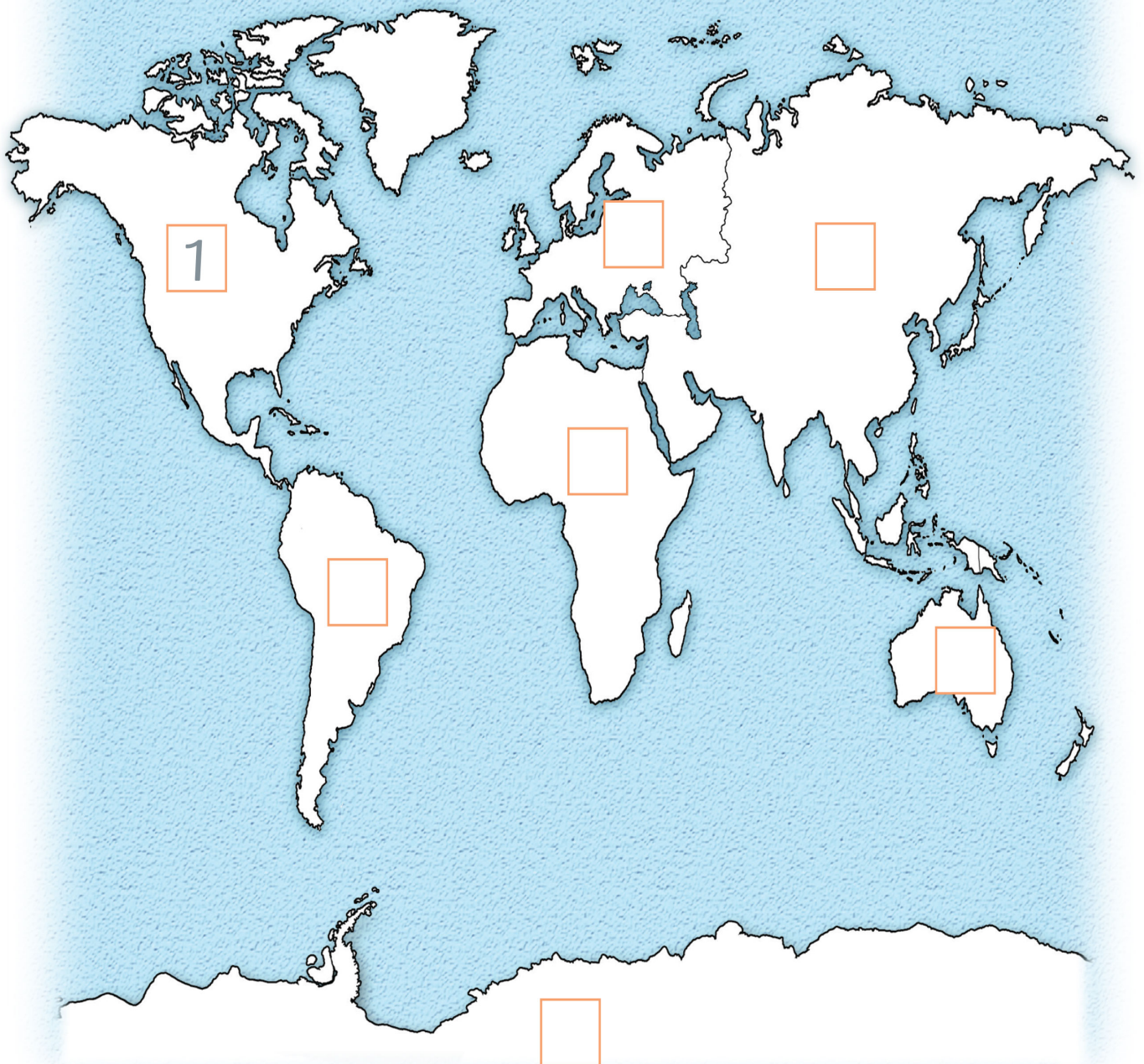
A dolphin in
a red desk.

12  Listen and circle the d words.



What continent is it?

1  3.18 Listen and write the number.



2  3.19 Look at the map again. Listen and color.

Evaluation

1 Read and trace. Then circle and say.

1 aunt




2 grandma




3 uncle



4 brother



2 What's your favorite part?
Use your stickers.



3 **Puzzle** Complete
the color.

o_a_g_

Then go to page
93 and color
the Unit 3 pieces.

4

At home



1 Look at the picture and write the letter.



- | | | | |
|--------------------|---------------|----------------|-------------------|
| 1 hallway <u>e</u> | 2 yard ___ | 3 bathroom ___ | 4 dining room ___ |
| 5 apartment ___ | 6 kitchen ___ | 7 bedroom ___ | 8 living room ___ |
| | 9 balcony ___ | 10 house ___ | |

2   Listen and stick.

1	2	3
4	5	6

3 Look, read, and circle the correct word.



kitchen / dining room



hallway / living room




bedroom / balcony



kitchen / bathroom



hallway / yard



balcony / dining room

My picture dictionary  Go to page 88: Check the words you know and trace.

4



Look, read, and match.

1



Where's your aunt?

2



Where's your cousin?

3



Where's your mom?

4




Where are you?

a



I'm in the yard.

b



She's in the hallway.

c



She's in the bathroom.

d



He's in the bedroom.

5



Draw yourself. Ask and answer with a friend.

Where are you?

I'm in ...



6  Listen and write the number.

1



2



3



4




5





7 Draw the objects in the picture. Ask and answer.

Where's the ... ?

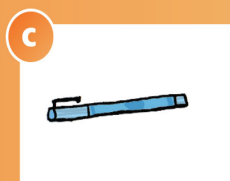

It's ...




Listen and number.



9 What's missing? Look and draw. Then stick.



I take care of things.



10 Trace the letters.




An ant with
an apple.

11 Listen and circle the *a* words.

1



2



3



4




What shape is it?

1 Look and color the shapes.




2 What's next? Match, then draw and color the shapes.

1



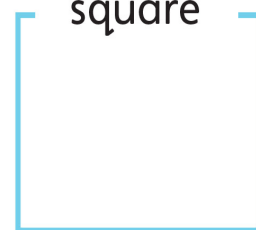
2



3



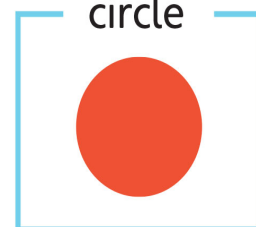
square



triangle




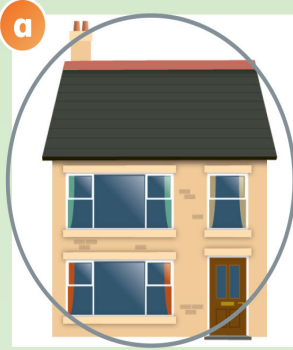
circle





Evaluation

1 Read and trace. Then circle and say.

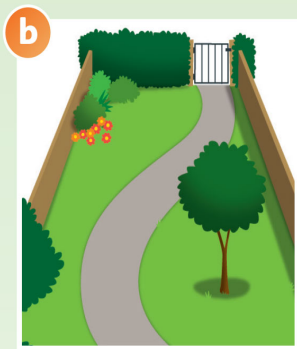

1 house



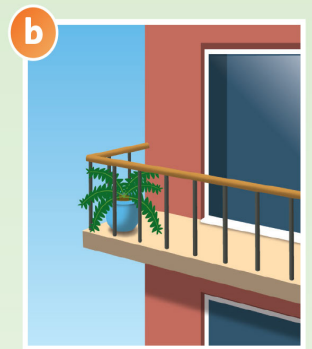

2 hallway





3 apartment



4 balcony



2 What's your favorite part?
Use your stickers.



3 **Puzzle** Complete the color.

y _ l _ o _

Then go to page 93 and color the Unit 4 pieces.

Review Units 3 and 4

1 Write the words and match.

1	2	3	4	5	6	7	8	9	10	11	12	13	14	15	16	17
u	a	t	b	s	c	r	d	o	e	n	g	m	h	k	i	y

1 b r o t h e r
 4 7 9 3 14 10 7



2 _____
 15 16 3 6 14 10 11

3 _____
 12 7 2 11 8 13 2

4 _____
 17 2 7 8

5 _____
 8 2 8

6 _____
 14 9 1 5 10



2 Read and match the questions with the answers.

- | | | | | |
|---|-----------------------|----------|---|-------------------------------|
| 1 | Where's the computer? | <u>C</u> | a | She's in the living room. |
| 2 | Is that your cousin? | — | b | No, it isn't. It's my sister. |
| 3 | Who's that? | — | c | It's on the desk. |
| 4 | Where's your mom? | — | d | It's my sister. |

3 Circle the correct words and write.

mom bedroom grandma ~~under~~



What's / Where's the doll?
It's under the bed.



Who's / Where's this?
It's my _____.



Who / Where are you?
I'm in my _____.

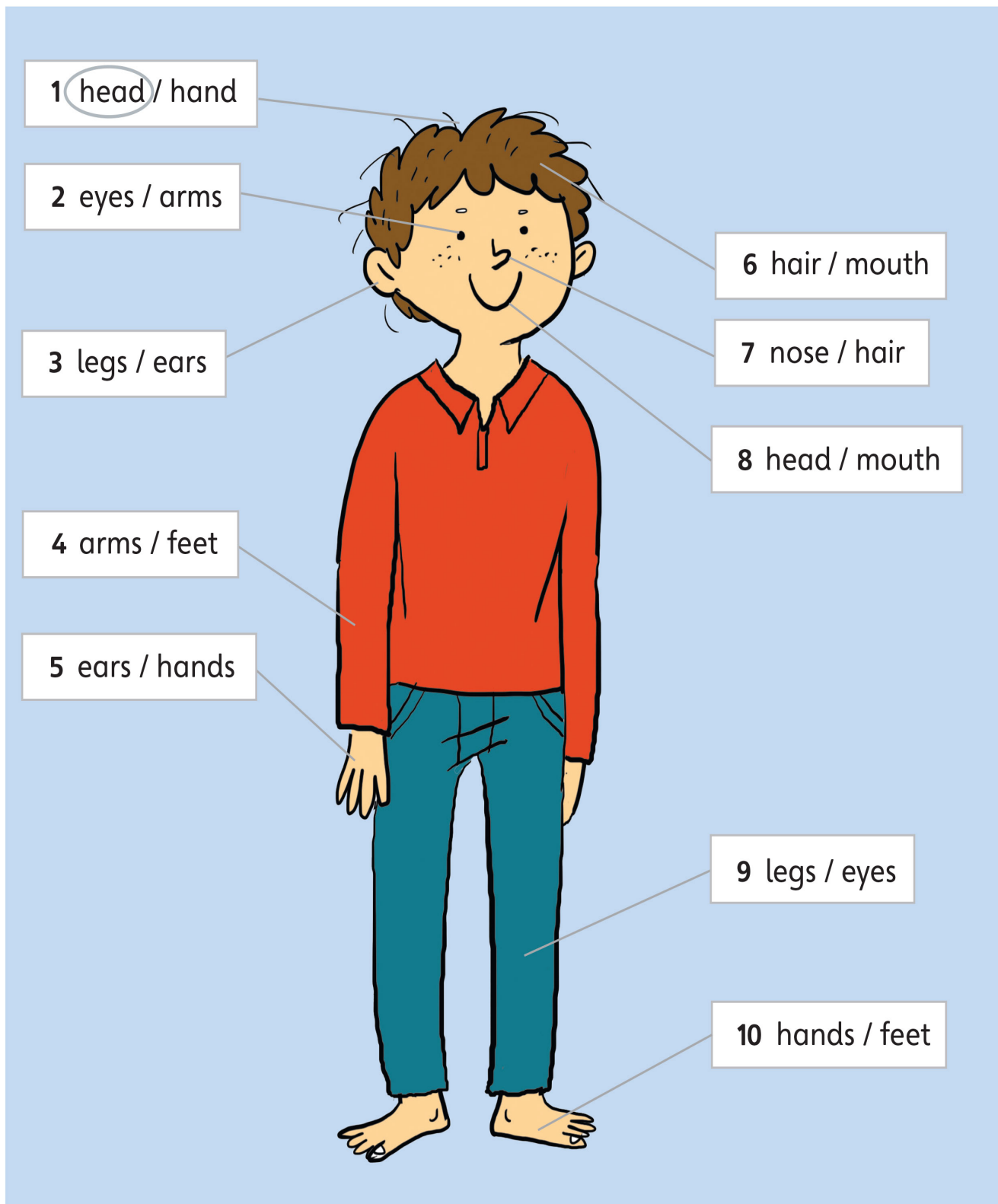


Is that / Who's your aunt?
No, it isn't.
It's my _____.

5

My body

1 Read and circle the correct word.



2   Listen and stick.

1	2	3
4	5	6

3 Look at the picture. Find and circle the words.

h	e	a	d	e	p	n
l	e	g	l	a	l	o
h	h	k	o	r	j	s
a	a	e	r	t	y	e
i	r	w	h	a	n	d
r	m	o	u	t	h	n
q	n	v	f	e	e	t




My picture dictionary  Go to page 89: Check the words you know and trace.


4  Listen and check ✓.

1	2	3
<p>a  <input type="checkbox"/></p>	<p>a  <input type="checkbox"/></p>	<p>a  <input type="checkbox"/></p>
<p>b  <input checked="" type="checkbox"/></p>	<p>b  <input type="checkbox"/></p>	<p>b  <input type="checkbox"/></p>
<p>c  <input type="checkbox"/></p>	<p>c  <input type="checkbox"/></p>	<p>c  <input type="checkbox"/></p>


5  What's different? Circle the word.




eyes / ears



feet / hands




legs / arms




mouth / nose

6 Look, read, and check ✓.




Do you have hair?

Yes, I do. No, I don't.




Do you have two arms?

Yes, I do. No, I don't.



Do you have four legs?

Yes, I do. No, I don't.




Do you have one nose?

Yes, I do. No, I don't.

7  Draw a robot. Then complete the sentences.

I have _____
 _____.

I don't have _____
 _____.



8  Listen and check ✓.

1		
2		
3		
4		

9 What's missing? Look and draw. Then stick.

10 Trace the letters.



An iguana
with pink ink.

11 Listen and circle the *i* words.

1




2



3













4













What sense is it?

1 Look, read, and match.

1		hearing	a	
2		taste	b	
3		sight	c	
4		touch	d	
5		smell	e	

2 Look and check ✓.

					
	✓				
					
					
					
					

Evaluation

1 Look, match, and trace. Then read and say.

1

2

3

4

head

feet

ears

nose

2 What's your favorite part?
Use your stickers.

story

song

video

3 **Puzzle** Complete the color.

b _ u _

Then go to page 93 and color the Unit 5 pieces.

6

Food

1 Look and write the word.

1



k m l i


milk

2




p e a l p

3



g e g

4



c e h s e e

5



a e w r t

6



a a a n n b

2 Complete the words and match.

1 j u i c e

2 o _ a n g e

3 b _ e a d

4 c _ i c k _ n

a



b



c



d




3  6.05  Listen and stick.

1 

2 

3 

4 

4  Look and write the words.

~~cheese~~ an apple juice bread water
a banana an egg an orange chicken milk



We eat ...

1 cheese

2 _____

3 _____

4 _____

5 _____

6 _____


7 _____

We drink ...

1 _____

2 _____









3 _____



My picture dictionary  Go to page 90: Check the words you know and trace.


5  6.08

Listen and check ✓ or put an X.

				
1 			✓	X
2 				
3 				
4 				

6 Look, read, and circle.


1  I like / don't like juice.

2  I like / don't like oranges.

3  I like / don't like bread.

4  I like / don't like water.

5  I like / don't like apples.


6  I like / don't like eggs.

7 Look, read, and check ✓.



Do you like bread?

Yes, I do. No, I don't.



Do you like eggs?

Yes, I do. No, I don't.



Do you like bananas?


Yes, I do. No, I don't.





Do you like juice?


Yes, I do. No, I don't.

8  Look and answer the questions with *Yes, I do* or *No, I don't*.

1  Do you like chicken?
_____.

2  Do you like milk?
_____.

3  Do you like cheese?
_____.

4  Do you like bananas?
_____.

9  6.11

Listen, look, and match.

1



2



3



4



5



6



a



b



c



d




e






f



10  What's missing? Look and draw. Then stick.



- a 
- b 
- c 





11 Trace the letters.



An elephant
with ten eggs.

12  Listen and circle the e words.



Where is food from?

1 Look and check ✓ or put an ✗.

Plants



Animals



2 Look, read, and circle.

1



plant / animal

2




plant / animal

3



plant / animal

4



plant / animal

5



plant / animal


6



plant / animal

Evaluation

1 Look, match, and write. Then read and say.






b _ _ _ _ _

b a n a n a

e _ _ _

w _ _ _ _ _

2 What's your favorite part?
Use your stickers.



3 **Puzzle** Write the color.

p e u l r p _ _ _ _

Then go to page 93 and color the Unit 6 pieces.

Review Units 5 and 6

1 Look and write.

cheese ~~arms~~ water mouth
bread legs orange nose




1 <u>arms</u>	2 _____
3 _____	4 _____
5 _____	6 _____
7 _____	8 _____

2 Read and match.

1 I like	←	a like juice.
2 I have		b two ears.
3 I don't		c chicken.
4 I don't have	→	d two heads.

3 Write the question. Then check ✓.



you / three / Do / have / hands / ?

Do you have three hands?

Yes, I do.


No, I don't.



like / eggs / you / Do / ?

Yes, I do.

No, I don't.



have / two / you / Do / ears / ?

Yes, I do.

No, I don't.



you / Do / milk / like / ?

Yes, I do.

No, I don't.

7

Actions



1 Look, read, and circle the word.



swim / sing



climb / paint




dance / draw



ride a bike / play soccer

2 Look at the pictures. Find and circle the words.



runswimjumppaintclimbdance

3   Listen and stick.

1		2		3	
4		5		6	

4  Read and circle the object.

1 dance



2 draw



3 sing




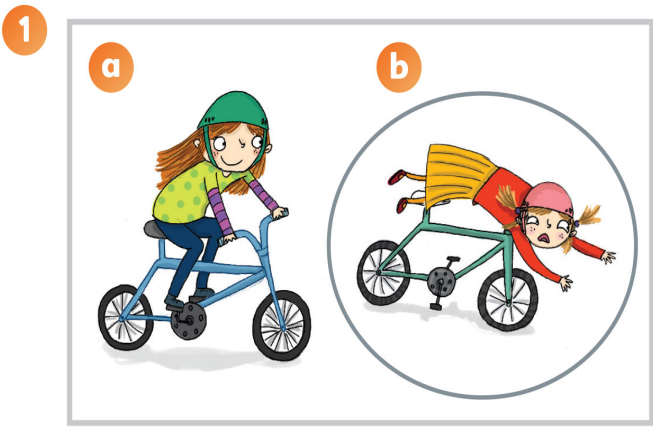


4 swim









My picture dictionary  Go to page 91: Check the words you know and trace.

5  Listen and circle the picture.



6 Look and write *can* or *can't*.

				
	✓	✗	✓	✗


1 I can run.

2 I _____ draw.

3 I _____ climb.

4 I _____ dance.

7 Look, read, and check ✓.



Can you swim?

Yes, I can. No, I can't.



Can you jump?

Yes, I can. No, I can't.



Can you ride a bike?




Yes, I can. No, I can't.



Can you dance?

Yes, I can. No, I can't.

8  Complete the chart. Ask three friends and check ✓.

Name			
1 <u>Me</u>			
2 _____			
3 _____			
4 _____			


Can you sing?

Yes, I can. / No, I can't.

9



Listen and number.



10 What's missing? Look and draw. Then stick.

I help my friends.

a 



b 

c 

11 Trace the letters.

An umbrella bird can jump.

12 Listen and circle the *u* words.



What's the number?

1 Think and write the answer. Then color.

- 1 $1 + 1 =$ red 2 $2 + 4 =$ blue
3 $3 + 6 =$ orange 4 $10 - 2 =$ purple
5 $5 - 2 =$ green 6 $8 - 4 =$ yellow



Evaluation

1 Look and write the words. Then read and say.



r u n












2 What's your favorite part?
Use your stickers.



3 **Puzzle** Write the color.



a y r g _____

Then go to page 93 and color the Unit 7 pieces.

8

Animals

1 Look and match.



a crocodile

b giraffe

c spider

d elephant

2 Look and write the word.




n l o i


lion



b e r z a



i d b r



o i p h p



m y o e k n











e a k n s

3   Listen and stick.

1	2	3
4	5	6

4  Write the words. Circle the animals with four legs.

snake spider bird ~~zebra~~ elephant giraffe hippo lion

1	2	3	4
			
zebra	_____	_____	_____
5	6	7	8
			
_____	_____	_____	_____

My picture dictionary  Go to page 92: Check the words you know and trace.

5 Look and match the opposites.

1



big

a



tall

2



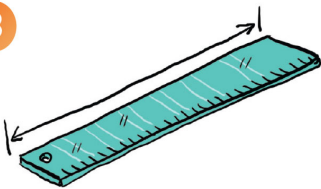
short

b



small

3



long


c



short


6 Look, read, and complete the sentences.

1




Spiders are small.

2




Monkeys are _____.

3




Snakes are _____.

4



Elephants are _____.

5



Giraffes are _____.

6



Baby crocodiles are _____.


7 Look and read. Circle the correct sentences.

1




Spiders have wings.

2



Elephants have long trunks.

3



Hippos have long necks.


4



Monkeys have long tails.

8 Look and write.

big teeth long tails ~~small wings~~ long necks short legs



- 1 Birds have small wings.
- 2 Zebras have _____.
- 3 Hippos have _____.
- 4 Giraffes have _____.
- 5 Birds have _____.

9 Ask and answer with a friend.

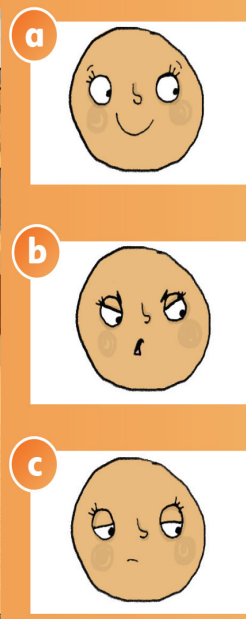
What are your favorite animals?

Elephants.

10  Listen and check ✓.

1	 <p>Panel 1a: A group of four children and a blue robot are standing in front of a zoo entrance. The entrance has a green archway with the word "ZOO" written on it. A girl with glasses is pointing towards the entrance. A boy is holding a book, and a girl is holding a drawing. The robot is standing next to them. There is a small white square in the bottom right corner.</p>	 <p>Panel 1b: Three children are sitting at a table in a room. A girl with glasses is reading a book. A boy is holding a book, and a girl is holding a drawing of an elephant. The robot is standing next to them. There is a checkmark in the bottom right corner.</p>
2	 <p>Panel 2a: A blue robot and a girl with glasses are standing in front of a yellow brick wall. A hippo is visible behind the wall. There is a small white square in the bottom right corner.</p>	 <p>Panel 2b: A blue robot and a boy are standing in front of a yellow brick wall. An elephant is visible behind the wall. There is a small white square in the bottom right corner.</p>
3	 <p>Panel 3a: A blue robot and a boy are standing in front of a yellow brick wall. An elephant is visible behind the wall. There is a small white square in the bottom right corner.</p>	 <p>Panel 3b: Three children are sitting at a table in a room. A girl with glasses is reading a book. A boy is holding a book, and a girl is holding a drawing of an elephant. The robot is standing next to them. There is a small white square in the bottom right corner.</p>
4	 <p>Panel 4a: Four children and a blue robot are standing in front of a yellow brick wall. They are all smiling and looking at each other. There is a small white square in the bottom right corner.</p>	 <p>Panel 4b: A blue robot and a boy are standing in front of a yellow brick wall. An elephant is visible behind the wall. There is a small white square in the bottom right corner.</p>

11 What's missing? Look and draw. Then stick.




12 Trace the letters.



An octopus in an orange box.

13 Listen and circle the o words.



How do animals move?

1 Read and complete. Then number the pictures.


slither ~~walk~~ fly walk

1 An elephant can walk .

2 A snake can _____ .

3 A bird can _____ .

4 A giraffe can _____ .



2 Look at Activity 1 and circle the answers.

- | | |
|--------------------------|------------------------------|
| 1 Can a snake fly? | Yes, it can. / No, it can't. |
| 2 Can an elephant walk? | Yes, it can. / No, it can't. |
| 3 Can a bird fly? | Yes, it can. / No, it can't. |
| 4 Can a giraffe slither? | Yes, it can. / No, it can't. |


Evaluation


1 Look and write the word. Then read and say.




z e b r a












2 What's your favorite part?
Use your stickers.





3 **Puzzle** Write the color.

l c k a b _____

Then go to page 93 and color the Unit 8 pieces.




Review Units 7 and 8

1 Look and write. Then draw number 9.



9

1	z	e	b	r	a					
2			a			o		c		r
3	s		a							
4	j									
			5		i			p		
			6			n			e	
		7		o				e		
8		a		n						



9

2 Look and write.

soccer small long necks a bike ~~swim~~

- 1 Can you swim _____ ?
- 2 Birds are _____ .
- 3 I can play _____ .
- 4 Giraffes have _____ .
- 5 I can't ride _____ .

3 Look, read, and circle the words.

1




Snakes / Spiders are long.

2



I can / can't sing.

3




Hippos **have** / **don't have** short tails.

4




I can **draw** / **dance**.


Hello!



blue



green




orange




pink



purple



red




yellow

1

School



board



book



chair



desk



door




pen



pencil



pencil
case



eraser



window

2 Toys



art set



ball



bike



camera



computer




computer
game



doll



kite



robot



teddy
bear

3

Family



aunt



brother



cousin



dad



grandma



grandpa



mom



sister



uncle

4 At home



balcony




bathroom.



bedroom.



dining room.



apartment



yard



hallway



house



kitchen.



living room.

5

My body



arms



ears



eyes



feet



head



hair



hands



legs



mouth



nose

6

Food



apple



banana




bread



cheese



chicken




egg



juice



milk



orange



water

7

Actions



climb



dance



draw



jump



paint




play
soccer



ride a
bike



run



sing



swim

8


Animals



bird




crocodile



elephant



giraffe



hippo



lion



monkey



snake






spider



zebra

My puzzle





Acknowledgments

The authors and publishers would like to thank the following contributors:

Bloobery Design: concept design, cover design, book design

Hyphen: publishing management, page make-up

Gareth Boden: commissioned photography

Jon Barlow: commissioned photography

Ian Harker: audio recording

The authors and publishers acknowledge the following sources of copyright material and are grateful for the permissions granted. While every effort has been made, it has not always been possible to identify the sources of all the material used, or to trace all copyright holders. If any omissions are brought to our notice, we will be happy to include the appropriate acknowledgements on reprinting and in the next update to the digital edition, as applicable.

Key: U = Unit

Photography

The following photos are sourced from Getty Images:

U0: Franz Wogerer/imageBROKER; UltraONEs/iStock/Getty Images Plus; **U1:** kali9/E+; pixsfile/iStock/Getty Images Plus; Julian Ward/Moment; Peshkova/iStock/Getty Images Plus; myibean/iStock/Getty Images Plus; ULTRA.F/Photodisc; sorendls/E+; Spiderstock/E+; Zoonar RF/Zoonar/Getty Images Plus; Martin Barraud/OJO Images; Bedrin-Alexander/iStock/Getty Images Plus; **U2:** SolStock/E+; Elementallmaging/E+; longoria-td/iStock/Getty Images Plus; adventr/E+; peangdao/iStock/Getty Images Plus; LisaValder/E+; Talaj/iStock/Getty Images Plus; **U4:** Vaughn Greg/Getty Images; **U5:** Frans Lemmens/Corbis Unreleased; ArtMarie/E+; RusN/iStock/Getty Images Plus; Hemera Technologies/AbleStock.com/Getty Images Plus; Jessica Peterson/Brand X Pictures; lostsaga/iStock/Getty Images Plus; iropa/iStock/Getty Images Plus; anskuw/iStock/Getty Images Plus; Digital Vision; **U7:** Jose Luis Stephens/Getty Images; **U8:** Joe McDonald/The Image Bank; Volanthevist/Moment; OwenPrice/iStock/Getty Images Plus; Kristian Bell/Moment; brodtcast/Getty Images.

The following photos are sourced from other libraries:

U0: Pat Canova/Alamy; **U1:** City Living/Alamy; BonkersAboutPictures/Alamy; Nokz/Shutterstock; Bencemor/Shutterstock; stockelements/Shutterstock; Robert Babczynski/Shutterstock; Potapovpaladin/Shutterstock; Greens and Blues/Shutterstock; photastic/Shutterstock; **U2:** Andriy Rabchun/Shutterstock; **U3:** Hemis/Alamy; Ekkaruk Dongpuyow/Alamy; **U4:** romakoma/Shutterstock; **U5:** PhotoHouse/Shutterstock; Shane White/Shutterstock; kzww/Shutterstock; Monkey Business Images/Shutterstock; Dmitry Pichugin/Shutterstock; antoniodiaz/Shutterstock; Elena Schweitzer/Shutterstock; AGorohov/Shutterstock; **U6:** Christian Mueller/Shutterstock; R. Fassbind/Shutterstock; M. Unal Ozmen/Shutterstock; NinaM/Shutterstock; Anna Kucherova/Shutterstock; Tarzhanova/Shutterstock; Efired/Shutterstock; Viktor1/Shutterstock; MaraZe/Shutterstock; **U7:** Juniors Bildarchiv/F314/Juniors Bildarchiv GmbH/Alamy; **U8:** Villiers Steyn/Shutterstock.

Front Cover Photography by Dimitri Otis/Stone/Getty Images.

Illustrations

Aphik; Chris Jevons (Bright Agency); Graham Kennedy; Hardinge (Monkey Feet); Joelle Dreidemy (Bright Agency); Marcus Cutler (Sylvie Poggio); Marek Jagucki; Mark Duffin; Sarah Jennings (Bright Agency); Woody Fox (Bright Agency).