

UPDATED EDITION

Guess What!

Student's Book **4** with eBook

American English

Susannah Reed with Kay Bentley

Series Editor: Lesley Koustaff



CAMBRIDGE



Contents

Page

| | | |
|----------------------|--|-------|
| Welcome back! | | 4 |
| Vocabulary | dark hair, straight hair, glasses, fair hair, curly hair, red hair | 6 |
| Grammar | What does he/she look like? ● He's/She's (tall). ● He/She has (blue) eyes. | 7 |
| Vocabulary | How tall are you? I'm (1 m, 24 cm). How tall is he/she? He's/She's (1 m, 67 cm). How high is it? It's (78 cm). ● Numbers 1–100 | 8 |
| Skills | Reading and speaking ● What activities do you do with your friends? | 9 |
| Story value | Get involved with your local community | 10 |
| Talk time | Making suggestions Say it! ow / ou ● owls, sound, down | 11 |
| CLIL: Art | What patterns can you see? | 12–13 |

1 Fun sports

14

| | | |
|---------------------------------|---|-------|
| Vocabulary | fishing, ice-skating, skateboarding, sailing, kayaking, bowling, mountain biking, skiing, snowboarding | 16 |
| Grammar | I'm/he's/she's very good at (skiing). ● (I'm) not very good at (sailing). He/She isn't very good at (bowling). ● Are you good at (playing the guitar)? Yes, I am. / No, I'm not. ● What are you good at? I'm good at (making movies). | 17–18 |
| Skills | Listening and speaking ● Do you like talent shows? | 19 |
| Story value | Allow others to work | 20 |
| Talk time | Volunteering Say it! oy / oi ● royal, coil, soil | 21 |
| CLIL: Physical education | What kind of body movements can we make? | 22–23 |

2 Around town

24

| | | |
|--------------------|---|-------|
| Vocabulary | shopping mall, square, subway station, hotel, restaurant, museum, bank, crosswalk, traffic light, bus station | 26 |
| Grammar | Where's the (museum)? It's across from/close to/far from the (hotel). ● Where's the (plane)? It's above the (square). Where's the (subway station)? It's below the (square). ● Start at the (traffic lights). Go straight ahead. Turn left/right at the (bank). Stop! | 27–28 |
| Skills | Reading and speaking ● What can you see in your town? | 29 |
| Story value | Cycle safely | 30 |
| Talk time | Asking for directions Say it! ur / ir ● turtles, whirl, surf | 31 |
| CLIL: Math | What 3-D shapes can you see? | 32–33 |
| Review | Units 1 and 2 | 34–35 |

3 At work

36

| | | |
|----------------------|--|-------|
| Vocabulary | doctor, nurse, artist, singer, actor, vet, businessman, businesswoman, bus driver, pilot | 38 |
| Grammar | What does he/she do? He's/She's (an artist). ● Where does he/she work? He/She works in a (studio). ● What do you want to be? I want to be a (soccer player). He/She wants to be a (singer). ● Do you want to be a pilot? Yes, I do. / No, I don't. | 39–40 |
| Skills | Listening and speaking ● Where do you want to work? | 41 |
| Story value | Take care of pets and animals | 42 |
| Talk time | Offering to help Say it! cr ● crabs, crawl, across | 43 |
| CLIL: Science | What kind of work is it? | 44–45 |

4 Wild animals

46

| | | |
|----------------------|---|-------|
| Vocabulary | kangaroo, koala, parrot, penguin, bat, owl, jaguar, bear, panda, gorilla | 48 |
| Grammar | noisy(ier)/quiet(er), fast(er)/slow(er), big(ger)/small(er), tall(er)/short(er) ● (Gorillas) are bigger than (pandas). ● Are (giraffes) taller than (penguins)? Yes, they are. / No, they aren't. | 49–50 |
| Skills | Reading and speaking ● Would you like to work in a zoo? | 51 |
| Story value | Take care of nature | 52 |
| Talk time | Asking people to pass things Say it! <i>fr</i> ● frogs, fruit | 53 |
| CLIL: Science | What animal group is it? | 54–55 |

| | | |
|---------------|---------------|-------|
| Review | Units 3 and 4 | 56–57 |
|---------------|---------------|-------|

5 Food and drink

58

| | | |
|----------------------|--|-------|
| Vocabulary | pasta, yogurt, soup, pizza, salad, nuts, tea, coffee, cookie, chips | 60 |
| Grammar | I/He/She always / usually / sometimes / never have/has (vegetables) for (dinner). ● How often do you have (vegetables) for (lunch)? Every day / usually / sometimes / never. | 61–62 |
| Skills | Listening and speaking ● What do you usually have for lunch? | 63 |
| Story value | Be clean around food | 64 |
| Talk time | Shopping Say it! <i>ar</i> ● armadillos, dark | 65 |
| CLIL: Science | Where does water come from? | 66–67 |

6 Health matters

68

| | | |
|----------------------|--|-------|
| Vocabulary | cold, cough, earache, stomachache, backache, sore throat, temperature, toothache, headache | 70 |
| Grammar | What's the matter? I/He/She has a (stomachache). ● Do you have a (stomachache)? ● Yes, I do. / No, I don't. ● Can you (play basketball) today? No, I can't. I have a (cough and a cold). | 71–72 |
| Skills | Reading and speaking ● How often do you have a cold? | 73 |
| Story value | Be a good sport | 74 |
| Talk time | Checking if people are OK Say it! <i>sp</i> ● spiders, spin, special | 75 |
| CLIL: Science | What can we use plants for? | 76–77 |

| | | |
|---------------|---------------|-------|
| Review | Units 5 and 6 | 78–79 |
|---------------|---------------|-------|

7 Buildings

80

| | | |
|----------------------|--|-------|
| Vocabulary | first floor, second floor, third floor, fourth floor, elevator, roof, basement, garage, stairs, attic | 82 |
| Grammar | Where were you (yesterday morning)? I was in the (kitchen). ● Were you at home (last night)? Yes, I was. / No, I wasn't. | 83–84 |
| Skills | Listening and speaking ● Who's your favorite singer? | 85 |
| Story value | Take care of your possessions | 86 |
| Talk time | Talking on the phone Say it! <i>ck</i> ● black, ducks, rocks | 87 |
| CLIL: History | What materials were buildings made of? | 88–89 |

8 Weather

90

| | | |
|------------------------|--|-------|
| Vocabulary | hot, sunny, cold, warm, snowy, cloudy, foggy, windy, rainy | 92 |
| Grammar | It was (cold and rainy) yesterday. It's (hot and sunny) today. ● Was it (hot and sunny) on (Monday)? Yes, it was. / No, it wasn't. | 93–94 |
| Skills | Reading and speaking ● Is it snowy in your country? | 95 |
| Story value | Work hard and try your best | 96 |
| Talk time | Asking when things start Say it! <i>nd</i> ● elands, and, land | 97 |
| CLIL: Geography | What's the weather like around the world? | 98–99 |

| | | |
|---------------|---------------|---------|
| Review | Units 7 and 8 | 100–101 |
|---------------|---------------|---------|

| | | |
|---------------|--|---------|
| Chants | | 102–103 |
|---------------|--|---------|

Welcome back!





**Guess!
What!**



1 Listen and point.

2 Listen, point, and repeat.



3 Listen and say the names.

4 *Think* Describe and guess who.

Is it a girl or a boy? It's a boy.

Does he have dark hair? No, he doesn't.

Is it Tom? Yes, it is.

- 1 dark hair
- 2 straight hair
- 3 glasses
- 4 fair hair
- 5 curly hair
- 6 red hair

5  Listen and match. Then sing the song.

- 1 What does Fred look like?
He's tall, he has blue eyes,
And he has red hair.
He has short red hair.
- 2 What does Jane look like?
She's tall, she has brown eyes,
And she has straight hair.
She has long straight hair.
- 3 What does Paul look like?
He's short, he has brown eyes,
And he has dark hair.
He has short dark hair.



6 Look at page 6. Read and match.

- | | |
|---------------------------------------|---|
| 1 What does Lucas look like? | a She's tall. She has long straight hair. |
| 2 What does Lily look like? | b He's short. He has brown eyes. |
| 3 What does Tom's sister look like? | c He's tall. He has short fair hair. |
| 4 What does Anna's brother look like? | d She's short. She has red hair. |

7  Think about your family. Ask and answer.

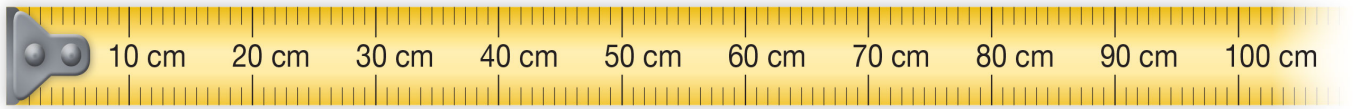
What does your cousin look like?
She's short, and she has straight dark hair.

Remember!
What does **he** look like?
He's tall.
He has blue eyes.



Listen and repeat.

100 cm = 1 m



Listen and match. Then ask and answer with a friend.

a

76 cm

b

1 m, 32 cm

c

91 cm

d

1 m, 67 cm

e


1 m, 19 cm

1



Marcos

2



Elena

3



teacher

4



chair

5



desk

How tall is Marcos?

He's 1 meter, 32 centimeters.

How high is the chair?

It's 91 centimeters.

10



Measure your friends. Then ask and answer.

How tall are you?

I'm 1 meter, 25 centimeters.

Remember!

100 centimeters =
1 meter

11



Go to page 102. Listen and repeat the chant.

Skills: Reading and speaking

Let's start!

What activities do you do with your friends?

12  Read and listen. Then match.

My friends


- 1 My best friend's name is Rosa. She's very tall. She's 1 meter, 36 centimeters! She has long dark hair, and brown eyes. We like music, and we like playing the recorder together. We have recorder lessons every Wednesday.
- 2 This is my friend Louis. He has straight dark hair, and green eyes. We're in the same class at school. We like playing Ping-Pong. We play after school on Wednesdays. We like badminton, too.



- 3 This is me with my friends Sally and James. We like horseback riding. We have riding lessons on Sundays, and we like taking care of the horses, too. Horses are my favorite animals. They're beautiful.

13 Read again and answer the questions.

- 1 How tall is Rosa?
- 2 Does Rosa have recorder lessons on Sundays?
- 3 What does Louis look like?
- 4 What day do Sally and James go horseback riding?

14  Think of a friend and answer the questions.

What's his or her name?
 What does he or she look like?
 Do you like the same things?
 What activities do you do together?

Writing

→ Workbook page 7: Write about a friend and what he or she likes doing.

Read and listen. Watch.



1 What should we do this afternoon?

How about swimming?

No, let's watch TV.



Look! It's Daisy does it!

Great! That's my favorite TV program!



Do you want to help your local community?

I do! I do!

Anna! Sit down.



We're making a new Adventure Playground. Register online for the free app.

Exciting! Let's register now!





What should we call our team?

How about the Adventurers? We all like adventures.

Good idea.



Welcome, Adventurers! Look for a challenge every week. See you soon!

16   Listen and repeat. Then act.

- watching TV
- going ice-skating
- making models
- playing the guitar
- going bowling
- playing Ping-Pong




Say it!

17  Listen and repeat.


Owls make no sound when they fly down.




What **patterns**
can you see?



1 Listen and repeat.



stripes



spots



wavy lines



zigzags

2 Watch the video.

3 What patterns can you see in the pictures?

Guess! What? We all have different patterns of wavy lines on our fingers.

Let's collaborate!



4 What patterns do you like drawing?

OUR MAGAZINE INTERVIEW

famous research

discuss choose

interview

write

1

Fun sports





Guess!
What?



1 Listen and point.

2 Listen, point, and repeat.

Adventure vacations



- 1 fishing
- 2 ice-skating
- 3 skateboarding
- 4 sailing
- 5 kayaking
- 6 bowling
- 7 mountain biking
- 8 skiing
- 9 snowboarding

3 Listen and answer the questions.

4 Ask and answer with a friend.

Do you like skiing?

Yes, I do.

5 Listen and choose. Then sing the song.

- 1 I'm good at ice-skating/mountain biking,
But I'm not very good at skiing.
Sally isn't good at ice-skating/mountain biking,
But she's very good at skiing.
Sally's a good friend,
But we're good at different things.
Yes! Sally's a good friend,
But we're good at different things.
- 2 I'm good at snowboarding/skateboarding,
But I'm not very good at sailing.
Ricky isn't good at snowboarding/
skateboarding,
But he's very good at sailing.
Ricky's a good friend,
But we're good at different things.
Yes! Ricky's a good friend,
But we're good at different things.



6 Make sentences about you and your friends. Say true or false.

art

math

music

science

skiing

sailing

fishing

ice-skating

bowling

snowboarding

mountain biking

kayaking

I'm good at bowling.

True!

Juan isn't very good at ice-skating.

False!





Remember!

She's very good at skiing.
I'm not very good at sailing.

7  Listen and repeat.



8  Look and choose. Then ask and answer with a friend.



9 Tell the class about your friend.

Matthew is good at playing Ping-Pong.

10  Go to page 102. Listen and repeat the chant.

Remember!

Are you good at playing the guitar?
 Yes, I am. No, I'm not.
 What are you good at?
 I'm good at making movies.

Skills: Listening and speaking

Let's start!

Do you like talent shows?

11



Listen and match.

**Forest School Talent Show!**

4:30 this afternoon in the school auditorium.

★ 1 Mel

★ 2 Kim

★ 3 Alex

a



b



c



12



Listen again and answer the questions.

- 1 How old is Mel?
- 2 Is Kim good at making movies?
- 3 Can Alex play the piano?
- 4 Who is the winner of the talent show?

13



Plan a talent show with your friends.

What are you good at?

I'm good at music.
I can play the piano.

I can sing!

Writing

Workbook page 15: Plan a talent show.

2

We don't need this paint. Here you are.

Thanks, Grandma!

1



3

Welcome to Pinton Woods! I'm Daisy.

Hello. We're the Adventurers.

4

Who wants to help paint the wall?

I do! I'm good at painting.

So are we, Anna! Let's all help.

5

Wait and see, Anna.

Who are you painting, Lily?

6

Red hair and green eyes. Good!

Can I see?

Shh, Anna!

7

It looks great. Good job!

It's me!

15



Talk Time

Listen and repeat. Then act.

wash the car paint a picture make a movie
write a story make a cake sing a song




Say it!

16




Listen and repeat.

Royal pythons **coil**
into balls on the **soil**.



What kind of body movements can we make?



1  Listen and repeat.



turn



shake



bend



stretch




kick

2  Watch the video.

3 What body movements are the children making in these pictures?

Guess! What?
 We all make the same body movement when we're happy. We smile.

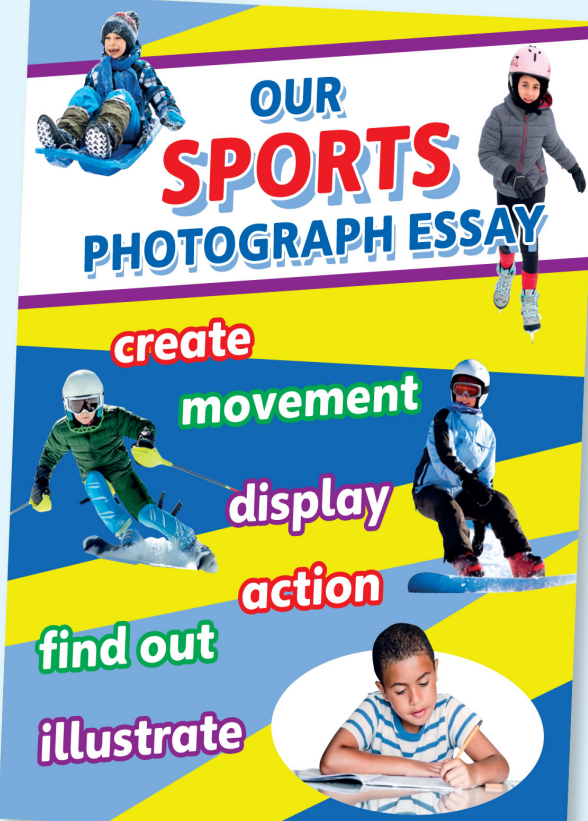


4 What body movements do you make in sports?

Let's collaborate!

OUR SPORTS PHOTOGRAPH ESSAY

create movement display action find out illustrate



2

Around town





Guess!
What?



1 Listen and point.

2 Listen, point, and repeat.



3 Listen and say the words.

4 *Think* Look at Tom's map. Describe and guess where.


It's across from the park.

Museum!

- 1 shopping mall
- 2 square
- 3 subway station
- 4 hotel
- 5 traffic light
- 6 museum
- 7 restaurant
- 8 bank
- 9 crosswalk
- 10 bus station

5 Listen and match. Then sing the song.

- 1 Where's the museum?
It's in the square.
It's across from the hotel.
Can you see it over there?
- 2 Where's the subway station?
It's below the square.
It's close to the shopping mall.
Can you see it over there?
- 3 Where's the plane?
It's above the square.
It's far from the town.
Can you see it up there?



6 Read and match.

- | | |
|-------------------------------|-------------------------------------|
| 1 Where's the museum? | a It's close to the subway station. |
| 2 Where's the plane? | b It's below the square. |
| 3 Where's the shopping mall? | c It's above the square. |
| 4 Where's the subway station? | d It's across from the hotel. |

7 Make a map of your town. Then ask and answer.

Where's the bank?

It's across from the school.

No, it isn't! It's next to the museum!

Remember!

Where's the bus station?
It's **far from** the hotel.

8  Listen and repeat.

| | | | | |
|---|---|---|--|---|
| 1  | 2  | 3  | 4  | 5  |
| Start! | Go straight ahead. | Turn left. | Turn right. | Stop! |

9  Listen and follow. Then answer.



10  Play the game with a friend.

Start at the restaurant. Turn left at the crosswalk.

Remember!
Start at the hotel.
Turn right at the library.

11  Go to page 102. Listen and repeat the chant.

Skills: Reading and speaking

Let's start!

What can you see in your town?

12



Read and listen. Then match.

My trip to London!

Morning ¹ This is London Zoo. It's really big. It's close to my hotel. There are lots of animals in the zoo. This is the giraffe house. Giraffes are my favorite animal.

Lunch ² This is the Rain Forest Café. It's my favorite restaurant in London. What can you see behind the tables? They're elephants!

Afternoon ³ This is the Science Museum. And this is my favorite room – the transportation area. There are lots of cars and a truck. And look above the people. There's a plane!

Evening ⁴ This is Trafalgar Square. There's a big art gallery here. There are statues and a fountain, too.

**13** Read again and choose the words.

- 1 London Zoo is close to/far from his hotel.
- 2 The Rain Forest Café is his favorite shopping mall/restaurant.
- 3 There's a plane above/below the people in the Science Museum.
- 4 There's a big art gallery/bus station in Trafalgar Square.

14



Ask and answer with a friend.

What's your favorite city?
What can you see there?

Writing

Workbook page 23: Write about your favorite city.

Read and listen. Watch.

2

Soccer competition Harton Park
How many goals can you score?

Look at this! A net!

Where's Harton?

I know. Follow me.

1

Week 2
We need nets

3

Be careful, everyone.

Welcome to Harton

Stop at the traffic lights.

Yes, OK.

4

Excuse me. How do you get to the park?

Turn left at the museum and go straight ahead.

Thanks.

5

Goal!

6

Good job! You're the winners.

Thank you, but we don't need the cup.

7

Can we have the net, please?

It's for the Adventure Playground.

OK!

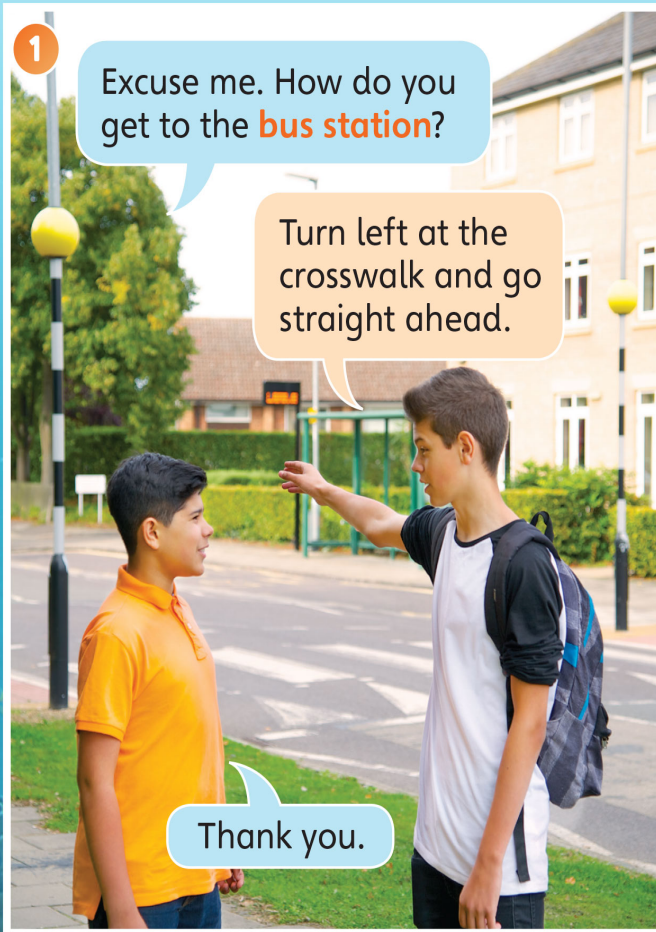
16



Talk Time

Listen and repeat. Then act.

library sports field shopping mall
supermarket bus station museum



Say it!

17



Listen and repeat.

Turtles whirl
in the surf.




What 3-D shapes can you see?



1 Listen and repeat.




sphere



cylinder



cone



cube



pyramid



2 Watch the video.

3 What shapes can you see? Read and match.

- 1 This building is a pyramid shape with glass squares.
- 2 This building is a cube shape.
- 3 This building has cylinders at the front.
- 4 This building is a cone shape.
- 5 This building has a glass sphere on top.

Guess! What!
Some Mexican pyramids are 3,000 years old, but some Egyptian pyramids are 4,000 years old.

Let's collaborate!



4 What shapes can you see in buildings close to your school?

OUR MODEL TOWN

build describe

decide

brainstorm design

compare

Review Units 1 and 2

1 Find the words in the puzzles and match to the photographs.

fis

boarding

skate

hing

kaya

arding

snowbo


king



Fred



Alice

2  Listen and say the names.

3 Answer the questions.

- 1 Where's Fred?
- 2 What's Josh good at?
- 3 Is Mia good at skiing?
- 4 Is Alice in the square?

4 Make your own word puzzles for your friend.



Josh



Mia

Choose activities
or places in town:
super urant
resta market

5 Play the game.

A

B


C

D



1





2



3



4



Red

Are you good at (skateboarding)?

Blue

What does he/she look like?

Green

Where's the (bus station)?

Number 1. Letter A.

Are you good at skateboarding?

Yes, I am.

3

At work





Guess! Whato




1  Listen and point.

2  Listen, point, and repeat.



What do people do?




- 1 doctor
- 2 nurse
- 3 artist
- 4 singer
- 5 actor
- 6 vet
- 7 businessman
- 8 businesswoman
- 9 bus driver
- 10 pilot

3  Listen and say the words.

4  Describe and guess who.

She likes helping people.
She's wearing a white coat.

Doctor!


5  Listen and choose. Then sing the song.

- 1 What does your aunt do? ...
She's an artist/singer.
Where does she work? ...
She works in a studio.
- 2 What does your uncle do? ...
He's a bus driver/pilot.
Where does he work? ...
He works on a plane.
- 3 What does your cousin do? ...
She's a businesswoman/doctor.
Where does she work? ...
She works in an office.



6 Read and match.

- 1 My dad's a farmer. He works on a farm.
- 2 My grandma's a teacher. She works in a school.
- 3 My mom's a train driver. She works on a train.
- 4 My grandpa's a doctor. He works in a hospital.



7  Think about your family.
Ask and answer.

What does your cousin do?

He's a nurse.

Where does he work?

He works in a hospital.

Remember!

What does your aunt do?
She's an artist.
Where does she work?
She works in a studio.

8  Listen and repeat.



9  Choose what you want to be. Then ask and answer.



10 Tell the class about your friend.

Sally wants to be an actor.

11  Go to page 102. Listen and repeat the chant.

Remember!
What do you **want to be**?
I **want to be** a teacher.

Skills: Listening and speaking

Let's start!

Where do you want to work?


12



Listen and match.



Sanjay



Lola



13

Listen again and say *true* or *false*.

- 1 Sanjay's good at science.
- 2 Sanjay wants to be a doctor.
- 3 Lola wants to work in an office.
- 4 Lola's good at English.

14



Ask and answer with a friend.

What are you good at?
Do you want to work with animals or people?
Do you want to work in a school or in an office?

Writing

Workbook page 33: Write about what you want to be and where you want to work.

Read and listen.
Watch.



1

Week 3
We need rope and tires.

Let's ask my uncle.
He's a farmer. He has
some on his farm.

3



Hi, Uncle Jim. Can we have
some rope and tires, please?

What for?

For the Adventure
Playground.

OK, but can you help me
with the animals first?

4



Should I feed
the hens?

Yes, please. Lucas, can you
give some water to the horse?

OK!

5



Should I take
the dog for a
walk?

We don't need
to, Anna. Let's
look at the goats.

6



Thanks.


Can you drive us
to Pinton Woods?

Yes, of course.

7



This is fun! I want
to be a farmer!

16   Listen and repeat. Then act.

give some water to the horse feed the rabbit feed the cat
 give some milk to the cat take the dog for a walk



Say it!

17  Listen and repeat.

**Crabs crawl
 across sand.**



A dense forest of tall evergreen trees, likely spruce or fir, fills the foreground and middle ground. The trees are lush green and appear to be in a mountainous region. In the background, snow-capped mountain peaks are visible under a clear sky. The overall scene is bright and natural.

What kind of
work
is it?

1  Listen and repeat.




outdoor work



factory work



transportation work



store work

2  Watch the video.

3 Look at the pictures. What kind of work can you see?

Guess! What?
 We know how old a tree is from the number of circles in its wood.



4 What kinds of work do you think are difficult?

Let's collaborate!

discuss **OUR** **choose**
DREAM JOBS FAIR
write
research **roleplay**
ask and answer



4

Wild animals







Guess!
Whato



1  4.01 Listen and point.

2  4.02 Listen, point, and repeat.



- 1 kangaroo
- 2 koala
- 3 parrot
- 4 penguin
- 5 bat
- 6 owl
- 7 jaguar
- 8 bear
- 9 panda
- 10 gorilla

3  4.03 Listen and say the animals.

4  Describe and guess what.

It's brown, and it can jump. It has a long tail.

Kangaroo!

5



Listen and match. Then sing the song.

- 1 Gorillas are bigger than pandas,
But gorillas are smaller than bears.
Bears are bigger than gorillas,
And they're bigger than pandas, too.
Animals, animals. Look at the animals!
- 2 Bats are noisier than koalas,
But bats are quieter than parrots.
Parrots are noisier than bats,
And they're noisier than koalas, too.
Animals, animals. Look at the animals!



6

Read and say *true* or *false*.

- 1 Pandas are smaller than bears.
- 2 Gorillas are bigger than bears.
- 3 Bears are bigger than pandas.
- 4 Bats are noisier than parrots.
- 5 Koalas are quieter than bats.
- 6 Parrots are quieter than koalas.

7

Make sentences about your favorite animals. Say *true* or *false*.

Tigers are faster than rabbits.

True!

Remember!

bigger
smaller
noisier
quieter

Grammar fun!

8  4.05 Listen and repeat.

1 Are giraffes taller than penguins?











Yes, they are.

2 Are koalas noisier than bears?



No, they aren't.

9  4.06 Listen and answer the questions.

| | | | |
|---|---|--|---|
| 1 | 2 | 3 | 4 |
|  |  |  |  |
| small big | tall short | noisy quiet | slow fast |
|  |  |  |  |

10  Ask and answer with a friend.

Are frogs bigger than penguins? No, they aren't.

11  4.07 Go to page 102. Listen and repeat the chant.

Remember!
Are parrots **quieter than** rabbits?
Yes, they are. No, they aren't.

Skills: Reading and speaking

Let's start!

Would you like to work in a zoo?**12****Read and listen. Then match.****a****b****c****1 Meet the squirrel monkeys!**

Squirrel monkeys come from South America. They're small with gray and orange fur. They have long tails. Squirrel monkeys like fruit, leaves, seeds, and insects. They also eat flowers, eggs, and small animals. They're good at climbing trees, and they're very fast.

2 Meet the wallabies!

A wallaby looks like a kangaroo, but it's smaller. Wallabies come from Australia. They eat grass and plants. Wallabies can't run, but they're very good at jumping.

3 Meet our baby red panda!

This is Bo. He's our baby red panda! Red pandas come from Asia. They're red and brown, and they have long tails. Red pandas eat lots of things. They like plants, insects, eggs, birds, and small animals!

13**Read again and answer the questions.**

- 1 Can squirrel monkeys climb trees?
- 2 What do wallabies eat?
- 3 Do red pandas eat meat?
- 4 Which animal comes from Australia?

14**Ask and answer with a friend.**

What's your favorite wild animal?
 What does it look like?
 Where does it come from?
 What does it eat?

Writing**Workbook page 41: Write about your favorite animal.**

Read and listen.
Watch.



1

Week 4
We need owl boxes

Are there bird boxes in your yard, Tom?

Yes, there are. But there aren't many.



3

No, Anna. We need bigger boxes. Owls are bigger than other birds.

Are these owl boxes?

Let's make one.



4

Grandpa, can you make an owl box for us?

Yes - you can help.



5

Where are the nails?

Here they are.

Can you pass them, please?



6

There you are! A house for an owl!

It's beautiful.



7

Thank you. It's for the Nature Zone.

Wow! There are lots of boxes.

It's an owl town!

16



Talk Time

Listen and repeat. Then act.

kite

eraser

glue

balls

colored markers

scissors



Say it!

17




Listen and repeat.

Frogs catch **fruit flies**
with their tongues.



What
animal group
is it?



1  Listen and repeat.




mammals



reptiles



amphibians

2  Watch the video.

3 What animal group is it? Read and match.

- 1 It's an amphibian. It can live on land and in water.
- 2 It's a bird, and it can fly.
- 3 It's a fish, and it can swim.
- 4 It's a mammal. It has spots on it, and it can climb.
- 5 It's a reptile, and it can walk and swim.



4 What group of animals would you like to film?

Guess! What?
The hummingbird is the only bird that can fly backward.

Let's collaborate!

OUR ANIMAL FIELD GUIDE

wild design
combine
find out
choose
endangered

Review Units 3 and 4

1 Find the words in the puzzles and match to the photographs.


v*t

p*l*t

s*ng*r

*rt*st



2  Listen and say the letters.

3 Read and answer the questions.

- 1 Look at picture a. What does she do?
- 2 Look at picture b. Where does she work?
- 3 Look at picture c. Is the sculpture bigger or smaller than the artist?
- 4 Look at picture d. Does he work on a plane?



4 Make your own word puzzles for your friend.

Choose jobs or wild animals:

k*ng*r**

g*r*ll*

5 Play the game.



A winding path through a jungle landscape with green hills, trees, and a blue sky. The path starts at a yellow oval labeled 'Start' with two explorers looking at a map. It ends at a wooden sign labeled 'Finish'. Along the path are 16 numbered stations. Stations 1, 2, 4, 5, 8, 11, 14, and 16 are blue speech bubbles containing questions. Stations 3, 6, 9, 12, 13, 15, and 16 are yellow ovals containing images and questions. Stations 7 and 10 are red ovals containing images of a nurse and a circus ringmaster respectively.

16 vet / zoo?

15 tall?

16 $25 \times 3 =$

13

12 small?

4

5 doctor / hospital?

3 big?

6 quiet?

11 pilot / plane?

2 farmer / office?

1

7

10

9 slow?

8 businessman / studio?

Red
Do you want to be a (doctor)?

Blue
Does (a farmer) work in (an office)?

Yellow
Are (gorillas) (bigger) than (rabbits)?

5

Food and drink





**Guess!
What?**



1 Listen and point.

2 Listen, point, and repeat.




3 Listen and answer the questions.

4 Think Describe and guess who.

He wants pasta for lunch.

Tom!


- 1 pasta
- 2 yogurt
- 3 soup
- 4 pizza
- 5 salad
- 6 nuts
- 7 tea
- 8 coffee
- 9 cookie
- 10 chips

5  Listen and choose. Then sing the song.

1 I always have a sandwich/pizza for lunch,
And I usually have some fruit.
Sometimes I have yogurt/soup,
But I never have cookies or chips.
No, he never has cookies or chips!

2 I usually have pasta/salad for dinner,
And sometimes I have some soup.
I always have some vegetables/fruit,
But I never have cookies or chips.
No, he never has cookies or chips!



6  Look at the song. Then read and correct the sentences.

- 1 I never have a sandwich for lunch.
- 2 I always have pasta for dinner.
- 3 Sometimes I have chips for lunch.
- 4 I never have vegetables for dinner.
- 5 I always have cookies for dinner.

always

usually

sometimes

never

Number 1. He always has a sandwich for lunch.

7  Make sentences and say true or false.


I always have chips for lunch.

False!

Remember!

I **always have** vegetables for dinner.
He **never has** cookies for dinner.

8  Listen and repeat.



9  Make questions. Then ask and answer with a friend.

How often do you have

| | | | | |
|---|---|--|---|-----------------------|
|  |  |  |  | for breakfast? |
|  |  |  |  | for lunch? |
|  |  |  |  | for dinner? |

10 Tell the class about you and your friend.

Pablo has toast for breakfast every day. I usually have yogurt.

11  Go to page 103. Listen and repeat the chant.

Remember!
 How often do you have vegetables for lunch?
Every day. Usually. Sometimes. Never.

Skills: Listening and speaking

Let's start!

What do you usually have for lunch?

12



Listen and match.



Grace

a

| Monday | Tuesday | Wednesday | Thursday |
|--------|------------|-----------|----------|
| pizza | pasta | soup | sandwich |
| salad | vegetables | salad | salad |
| fruit | yogurt | yogurt | fruit |
| yogurt | water | water | yogurt |
| water | | | water |



Louis

b

| Monday | Tuesday | Wednesday | Thursday |
|----------|---------|-----------|------------|
| sandwich | chicken | soup | pasta |
| salad | salad | salad | vegetables |
| fruit | fruit | yogurt | fruit |
| yogurt | nuts | fruit | juice |
| water | juice | water | |

13



Listen again and answer the questions.

- 1 How often does Grace have salad for lunch?
- 2 Does Grace sometimes have pizza?
- 3 How often does Louis have nuts?
- 4 Does Louis like yogurt?

14



Ask and answer with a friend.

- Do you always have a healthy lunch?
Do you usually have fruit, vegetables, or salad?
What do you never have for lunch?



Writing



Workbook page 51: Make a lunch diary and write about it.

Read and listen.
Watch.

2

\$15! That's a lot of money.

How can we get \$15?

3

How about selling fruit?

I can give you \$10 to buy the fruit.

Thanks, Dad!

1
Week 5
We need bean bags.



4

Let's wash our hands first.

Good idea. Come on, Anna.

OK.

5

We have fruit salad ...

... and orange juice.

Great!



6

How much is the fruit salad?

It's one dollar.

Can I have two, please?


Yes, of course. Here you are.

7

28, 29, 30, 31, 32 dollars. Wow!

We can buy two bean bags!



16   Listen and repeat. Then act.

tea orange juice pizza cookies chips nuts



Say it!

17  Listen and repeat.


Aardvarks come out in the **dark**.





Where does
water
come from?


1  Listen and repeat.



rain



glacier






well



spring

2  Watch the video.

3 What can you see in the pictures?



4 Where are the big rivers in your country?

Guess! What?

About 60% of our body is made up of water.

Let's collaborate!

OUR BUSINESS PLAN

buy sell

count use money

think about plan

LEMONADE BAKE SALE

Cakes for Sale

6

Health matters





PROPERTY OF
EMERGENCY ROOM
NOT REPAIR

Guess!
What!



1 Listen and point.

2 Listen, point, and repeat.



- 1 cold
- 2 cough
- 3 earache
- 4 stomachache
- 5 backache
- 6 sore throat
- 7 temperature
- 8 toothache
- 9 headache

3 Listen and answer the questions.

4 Think Describe and guess who.

He has a cold.

Tom!

5  Listen and match. Then sing the song.

1 Oh, dear, what's the matter?
What's the matter with you, Tim?
I have a headache.
Oh, dear, poor you!


2 Oh, dear, what's the matter?
What's the matter with Max?
He has a stomachache.
Oh, dear, poor him!

3 Oh, dear, what's the matter?
What's the matter with Mary?
She has a cough and a cold.
Oh, dear, poor her!



6  Now listen and say the names.

7  Play a mime game.



Remember!

What's the matter?
I have a **cough** and a **cold**.

8  Listen and repeat.



9  Listen and match.



10  Ask questions and say why you can't.

Can you go ice-skating today?

No, I can't. I have an earache.

11  Go to page 103. Listen and repeat the chant.

Remember!
 Can you play basketball today?
 No, I can't. I have a cough and a cold.

Skills: Reading and speaking

Let's start!

How often do you have a cold?

12



Read and listen. Then match.

Do you have a cold?

Make some lemon and honey! Lemon and honey is a very healthy drink. It's good for colds, and it's easy to make! Try this simple recipe at home.

- 1 You need a lemon, some honey, and some hot water.
- 2 Cut the lemon. Squeeze the juice into a cup.
- 3 Add some honey.
- 4 Add the hot water. Be careful! An adult can help.

It's ready! Now sit down and enjoy your lemon and honey!



13 Read again and say *true* or *false*.

- 1 Lemon and honey is a healthy drink.
- 2 It isn't good for colds.
- 3 It's difficult to make.
- 4 You need hot water for the drink.

14



Ask and answer with a friend.

What healthy foods and drinks can you make?
 Can you make a salad?
 Can you make a fruit salad?
 Can you make orange juice?
 Can you make a sandwich?

Writing



Workbook page 59: Write a recipe for a healthy food or drink.

Read and listen.
Watch.



2

Let's ask our cousin Chris!

He goes to skateboarding club today.

3



Skateboarding competition today
Win a skateboard!

It's a competition!

Go, Chris!



4

Oh, dear!

Are you OK, Chris?



Yes, I think so. My leg hurts, but I'm OK. Don't worry.

5

Do you have a headache, Chris?

No, I'm OK now.



But where's your skateboard?

6



Skateboarding competition today
Win a skateboard!

Max!

He's really good!

7


That's OK! I'm good at skateboarding, but Max is very good!

Good job, Max!

Sorry, Chris!



1

16  Listen and repeat. Then act.

backache earache headache temperature sore throat cough



Say it!


17  Listen and repeat.

Spiders spin special webs.



spider

What can we use plants for?



1 Listen and repeat.



fabric



fuel



medicine

2 Watch the video.

3 Listen and say what picture it is.



4 Can you think of something new you could make from a plant?

Guess! What? Some bamboo plants can grow almost one meter in a day.

Let's collaborate!

OUR PLANT-BASED PRODUCT review

ask and answer

create


write persuade

brainstorm

Review Units 5 and 6

1 Find the words and match to the photographs.



2  Listen and say the names.

3 Read and say the names.

- 1 She likes making salad.
- 2 He sometimes makes pizza.
- 3 He likes making soup.
- 4 She often makes pasta with chicken and vegetables.

4 Make your own word puzzle for your friend.

Choose food or health:
toothachebcoughcold



5 Play the game.

1 breakfast?

2 dinner?

3 You have a headache! Go back one!

4 lunch?

5 breakfast?

6 You have an earache! Go back one!

7 dinner?

8 lunch?

9 You have a temperature! Go back one!

10 breakfast?

11 dinner?

12 You have a cough! Go back one!

13 lunch?

14 breakfast?

15 You have a stomachache! Go back one!

16 dinner?

Start

Finish

I never have pizza for breakfast!

How often do you have pasta for dinner? Every day.

7

Buildings





Guess!
Whato



1 Listen and point.

2 Listen, point, and repeat.



3 Listen and answer the questions.

4 *Think* Describe and guess where.


There are lots of old toys here.

Attic!

- | | |
|----------------|------------|
| 1 first floor | 6 roof |
| 2 second floor | 7 basement |
| 3 third floor | 8 garage |
| 4 fourth floor | 9 stairs |
| 5 elevator | 10 attic |

5  Listen and choose. Then sing the song.

- 1 Where were you yesterday?
Where were you yesterday morning?
I was in the kitchen/living room,
In my apartment on the third floor.
- 2 Where were you yesterday?
Where were you yesterday afternoon?
I was in the living room/bedroom,
In my apartment on the third floor.
- 3 Where were you yesterday?
Where were you yesterday evening?
I was in the roof garden/attic,
Above my apartment on the third floor.
My apartment on the third floor.
The third floor. The third floor.



6  Listen and say the names.



John



Marta



Leon



Lola

7  Ask and answer with a friend.

Where were you yesterday morning?

I was at home. I was in the living room.

Remember!

Where **were** you yesterday morning?
I was in the kitchen.

8  Listen and repeat.



9  Make questions. Ask and answer with a friend.

Questions



Were you

- at home*
- at school*
- at the movies*
- at a restaurant*
- on the bus*
- in the hospital*
- at a shopping mall*
- at the swimming pool*

- yesterday morning?*
- yesterday afternoon?*
- yesterday evening?*
- last night?*



10  Play a guessing game.

Were you in the hospital last night?

No, I wasn't. Guess again.

11  Go to page 103. Listen and repeat the chant.

Remember!

Were you at home last night?
 Yes, I was. No, I wasn't.

Skills: Listening and speaking

Let's start!

Who's your favorite singer?

12



Look at Misha's diary. Listen and choose.



Misha

**Saturday**Morning

at home / in a hotel / at a shopping mall

Lunch

in a restaurant / at home / at a park

Afternoon

at home / in the recording studio / at the movie theater

Evening

in a hotel / at home / at a concert



13



Listen again and answer the questions.

- 1 Where was Misha in the morning?
- 2 Where was she at lunch?
- 3 Where was she in the afternoon?
- 4 Where was she in the evening?

14



Ask and answer with a friend.

- Where were you on Saturday morning?
Where were you on Sunday afternoon?
Were you at the park on Saturday?
Were you at a concert on Saturday evening?

Writing

Workbook page 69: Choose one day. Where were you? Write a diary for that day.

Read and listen. Watch.



Here's my old bike. Oh, dear!

Look. Is that a helmet?

1

Week 7
We need bikes and helmets.



No! It's a turtle!

It looks like my cousin Kim's turtle!

Let's call and ask her.



Hello?

Hello. It's Lily. Is Kim there, please?

Yes, she is. Just a minute.



Hello. I think we have your turtle.

Great! Where was he?

He was in my garage!



Oh, Speedy! Thank you so much!

What can we give you for a reward?

LOST TURTLE REWARD



Do you have an old bike?

Yes, I do!

A helmet, too, please!

LOST TURTLE REWARD

16



Talk Time

Listen and repeat. Then act.

Grandpa

Ben

Jane

Grandma

Lara

Uncle John

1

Hello?

Yes, she is.
Just a minute.

Hello, it's Sam.
Is **Jane** there,
please?

Thank you.

2

Hello?

No, I'm sorry,
he isn't.

Hello, it's Sally.
Is **Grandpa**
there, please?

OK, thank you.
Goodbye.

17



Listen and repeat.


**Black ducks stand
on rocks.**




black duck

What
materials
were buildings
made of?




1  Listen and repeat.



clay



stone





animal skins

2  Watch the video.

3 What are these buildings made of?

Guess! What?
 Animal skins were used for water bottles in the eighth century.



4 What different things are made of stone?

Let's collaborate!

OUR buildings CITY TOUR

agree  **discover** 

create  **compare**  **describe**



Weather





Guess!
Whato



1  Listen and point.

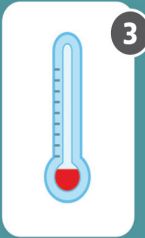
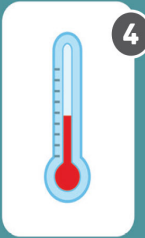
2  Listen, point, and repeat.

Today's weather


Temperature



Weather





- 1 hot
- 2 sunny
- 3 cold
- 4 warm
- 5 snowy
- 6 cloudy
- 7 foggy
- 8 windy
- 9 rainy

3  Listen and say the numbers.

4  Ask and answer with a friend.

Do you like cold weather?

No, I don't. I like hot weather.

5  Listen and match. Then sing the song.

1 What was the weather like yesterday?
It was cold and rainy.
What's the weather like today?
It's hot and sunny.
Today it's hot and sunny.
So we can go out and play.
Hooray!



2 What was the weather like yesterday?
It was cold and foggy.
What's the weather like today?
It's cold and snowy.
Today it's cold and snowy.
So we can go out and play.
Hooray!



6  Listen and answer the questions.



yesterday morning

yesterday afternoon

yesterday evening

last night

7  Ask and answer with a friend. Say *true* or *false*.

What was the weather like yesterday?

It was cold and snowy.

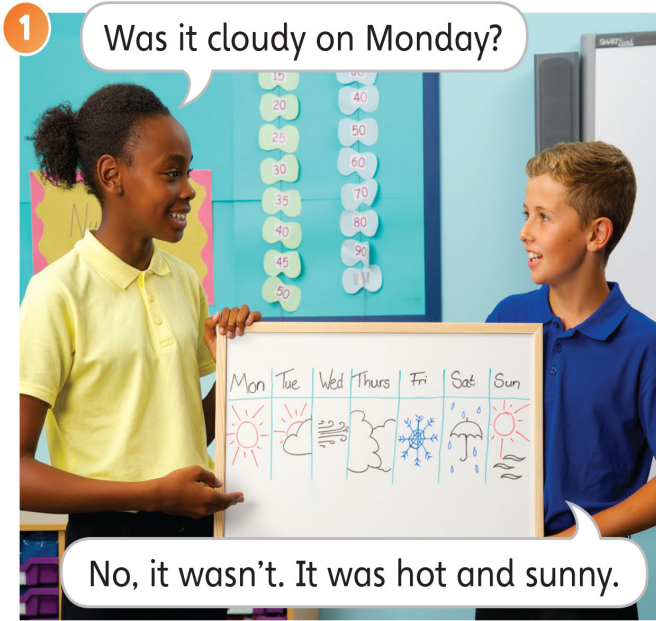
False! It was cold and rainy.

Remember!

It was cold and rainy yesterday.
It's hot and sunny today.










8  Listen and repeat.



9  Look at the weather diary. Listen and answer the questions.

Weather diary

| Mon | Tues | Wed | Thurs | Fri | Sat | Sun |
|---|---|---|---|--|---|---|
|  |  |  |  |  |  |  |

10  Make a weather diary. Ask and answer with a friend.

Was it hot and sunny on Saturday?

No, it wasn't. It was cold and rainy.

11  Go to page 103. Listen and repeat the chant.

Remember!

Was it hot and sunny on Monday?
Yes, it was. No, it wasn't.

Skills: Reading and speaking

Let's start!

Is it snowy in your country?

12  Read and listen. Then match.

Hi Kalu,

¹ How are you? I'm fine. It was my birthday on Saturday. I'm eleven now. My birthday was great. It was a cold and snowy day, and I was at the Sapporo Snow Festival with my family.

² The snow festival is every year in February. It's fantastic. It's really big, and there are lots of amazing snow sculptures. This is a photograph of my favorite snow sculpture this year. Can you see what it is? It's a snow building.


³ There are also snow animals and lots of snowmen and snow women. This is a snow family!

⁴ The snow festival is beautiful at night, too. What's your favorite festival?

Email me soon.


Best wishes,

Yasuko



13 Read and say *true* or *false*.

- 1 Yasuko's birthday was on Sunday.
- 2 Yasuko was at the snow festival with her friends.
- 3 The snow festival is every April.
- 4 Yasuko likes the snow festival.
- 5 You can see lots of snow sculptures at the festival.

14  Ask and answer with a friend.

- When's your birthday?
- What festivals do you have in your country?
- What's your favorite festival?

Writing

→ Workbook page 77: Write about your favorite festival.

15 8.10 story

Read and listen. Watch.

1

Adventure Playground



Good job, everyone!
Our Adventure Playground is ready!
Please come to the opening party
on Saturday at four o'clock.

2

It's Saturday today!

What time does the party start?

At four o'clock.



Hurry up, we're late!

3

Adventure Playground



Welcome, everyone,
and thank you for
your hard work!

I want to be on TV!

4

The Adventure Playground
is now open!



5

Wow! This is fantastic.

Faster!

Look! There's an owl.

16



Talk Time

Listen and repeat. Then act.

TV program talent show movie snow festival
 birthday party swimming competition



Say it!

17




Listen and repeat.

Elands eat grass and
 are **land** animals.



What's the
weather like
around the **world?**



1  Listen and repeat.



hurricane



tornado



rainstorm



blizzard



thunder and lightning

2  Watch the video.

3 What's the weather like? Read and match.

- 1 This weather's snowy and very cold.
- 2 It's a cone-shaped storm above the land.
- 3 This weather's cloudy and very rainy.
- 4 After we see this, it's very noisy.
- 5 It goes above the ocean, then on the land. It has an eye.

Guess!
What?

The middle of a hurricane is called its eye.

Let's collaborate!



4 What kind of weather would you like to write about in a story?

compare **research**

OUR WORLD WEATHER MAP

continent **label**

seasons **discuss**

Review Units 7 and 8


1 Find the words and match to the photographs.

ysown

nusny

yiran

dinwy

2  Listen and say the letters.

3 Read and answer.

- 1 Look at picture a. What was the weather like?
- 2 Look at picture b. Was it sunny?
- 3 Look at picture c. Where was she?
- 4 Look at picture d. Was he at the beach?

4 Make your own word puzzles for your friend.

Choose weather or places in a building:
 orof tiasrs mbtaense



5 Play the game.

Yesterday at twelve thirty ...



Player 1

- 1 Was it windy?
- 2 Was it hot?
- 3 Where was the cat?
- 4 Where was the gorilla?
- 5 Was the bike in the garage?
- 6 Was Lucy in the attic?

Player 2

- 1 Was it snowy?
- 2 Was it cold?
- 3 Where was the dog?
- 4 Where was the penguin?
- 5 Was the parrot in the kitchen?
- 6 Was Miles in the basement?

Chants



Welcome back! (page 8)

11 Listen and repeat the chant.

Ten, twenty, thirty,
Forty, fifty, sixty,
Seventy, eighty, ninety,
And one hundred!
I can count to one hundred.

Ten, twenty, thirty,
Forty, fifty, sixty,
Seventy, eighty, ninety,
And one hundred!
I can count to one hundred.

Unit 1 (page 18)

10 Listen and repeat the chant.

Are you good at skiing?
Yes, I am. Yes, I am.
What are you good at?
I'm good at skiing.

Are you good at ice-skating?
No, I'm not. No, I'm not.
What are you good at?
I'm good at roller-skating.

Unit 2 (page 28)

11 Listen and repeat the chant.

Start at the traffic lights!
Go straight ahead.
Turn left at the bank.
Stop! Stop! Stop!

Start at the traffic lights!
Go straight ahead.
Turn right at the park.
Stop! Stop! Stop!



Unit 3 (page 40)

11 Listen and repeat the chant.

What do you want to be?
I want to be a singer.
Do you want to be a singer?
Yes, I do. Yes, I do.

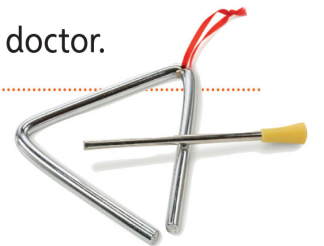
Do you want to be a teacher?
No, I don't. No, I don't.
I want to be a doctor.
George wants to be a doctor.

Unit 4 (page 50)

11 Listen and repeat the chant.

Are giraffes taller than penguins?
Yes, they are. Yes, they are.
Are koalas noisier than bears?
No, they aren't. No, they aren't.

Are snakes longer than crocodiles?
Yes, they are. Yes, they are.
Are frogs bigger than owls?
No, they aren't. No, they aren't.





Unit 5 (page 62)

11 Listen and repeat the chant.

How often do you have salad for lunch?
Every day. Every day.
I have salad for lunch every day.
He has salad for lunch every day.

How often do you have toast for breakfast?
Never. Never. Never.
I never have toast for breakfast.
She never has toast for breakfast.

Unit 6 (page 72)

11 Listen and repeat the chant.

Can you go sailing today?
No, I can't. No, I can't.
I have a sore throat and a temperature.
Oh, dear! A sore throat and a temperature.

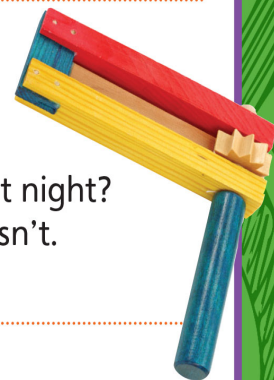
Can you play basketball today?
No, I can't. No, I can't.
I have a cough and a cold.
Oh, dear! A cough and a cold.

Unit 7 (page 84)

11 Listen and repeat the chant.

Were you at home last night?
Yes, I was. Yes, I was.
I was at home.

Were you at home last night?
No, I wasn't. No, I wasn't.
I was at the movies.



Unit 8 (page 94)

11 Listen and repeat the chant.

Was it hot and sunny on Monday?
Yes, it was. Yes, it was.
It was hot and sunny.

Was it hot and sunny on Tuesday?
No, it wasn't. No, it wasn't.
It was cloudy.



Acknowledgments

Many thanks to everyone in the excellent team at Cambridge University Press & Assessment in Spain, the UK, and India.

The authors and publishers would like to thank the following contributors:

Blooberry Design: concept design, cover design, book design

Hyphen: publishing management, page make-up

Ann Thomson: art direction

Gareth Boden: commissioned photography

Jon Barlow: commissioned photography

Ian Harker: class audio recording

John Marshall Media: "Grammar fun" recordings

Robert Lee, Dib Dib Dub Studios: song and chant composition

Vince Cross: theme tune composition

James Richardson: arrangement of theme tune

Phaebus: "CLIL" video production

Kiki Foster: "Look!" video production

Bill Smith Group: "Grammar fun" and story animations

Sounds Like Mike Ltd: "Grammar Fun" video production

The authors and publishers acknowledge the following sources of copyright material and are grateful for the permissions granted. While every effort has been made, it has not always been possible to identify the sources of all the material used, or to trace all copyright holders. If any omissions are brought to our notice, we will be happy to include the appropriate acknowledgements on reprinting and in the next update to the digital edition, as applicable.

Key: U = Unit, Emt = End matter

Photography

The following images are sourced from Getty Images:

U0: Somsak Bumroongwong/EyeEm; FG Trade/E+; Cimmerician/E+; Jose Luis Pelaez Inc/DigitalVision; kyoshino/E+; exorion/DigitalVision Vectors; Westend61; Gerardo Ricardo López/Moment Open; JohnnyGreig/iStock/Getty Images Plus; Monashee Frantz/OJO Images; sad444/iStock/Getty Images Plus; Imgorhand/E+; Daniel A. Leifheit/Moment; Denis Dumoulin/500px; JBryson/iStock/Getty Images Plus; subjob/iStock/Getty Images Plus; David Kenny/iStock/Getty Images Plus; **U1:** Daniel Milchev/ The Image Bank; mbbirdy/E+; Sebastian Condrea/Moment; Imgorhand/E+; Portra/ DigitalVision; Ascent Xmedia/Stone; Sean Justice/The Image Bank; Nikoncharly/ iStock/Getty Images Plus; Digital Vision/Photodisc; David Cayless; David Kenny/ iStock/Getty Images Plus; Arianna Tarenzi/EyeEm; perkmeup/iStock/Getty Images Plus; J and J Productions/Photodisc; Chris Stein/DigitalVision; Michi B; **U2:** Katsumi Murouchi/Moment; frytka/E+; Tom Werner/DigitalVision; anilyanik/DigitalVision Vectors; Jasenka Arbanas/Moment; Richard Sharrocks/Moment; NurPhoto; Jeremy Walker/Stone; leonmoran/iStock/Getty Images Plus; mihtiander/iStock/Getty Images Plus; Mauricio Handler/Photodisc; View Pictures/Universal Images Group; Michael DeYoung/Tetra images; **U3:** Morsa Images/DigitalVision; Digital Vision/Photodisc; FatCamera/E+; Pawita Warasiri/EyeEm; Nathan Bilow/Photodisc; Simon GRATIEN/ Moment; GABRIEL BOUYS/AFP; fototrav/E+; Klaus Vedfelt/DigitalVision; mihtiander/ iStock/Getty Images Plus; RainervonBrandis/E+; Philip Dumas/Moment; Maskot; Leonardo Laschera/EyeEm; rusm/iStock/Getty Images Plus; MLADEN ANTONOV/ AFP; **U4:** letty17/E+; Biswadip Ghosh/500px; Ekaterina Goncharova/Moment; Lezh/E+; Foodculation; Alistair Berg/Stone; Frans Lemmens/Corbis Unreleased; UpperCut Images; CreativeNature_ni/iStock/Getty Images Plus; Mike Powles/Stone; Oli Scarff/Getty Images News; jordieasy/iStock/Getty Images Plus; Marianne Purdie/ Moment; QueGar3/iStock/Getty Images Plus; szefei/iStock/Getty Images Plus; annick vanderschelden photography/Moment; C Flanigan/FilmMagic; Hugo Ortu±o SuBrez/ Moment; 1001nights/E+; **U5:** Roberto A Sanchez/E+; pagadesign/E+; twomeows/ Moment; Ivan Negru/500px; Carbonero Stock/Moment; Image Source; rudisill/ E+; clubfoto/iStock/Getty Images Plus; Weekend Images Inc./iStock/Getty Images Plus; David Papazian/Corbis; David Cayless; AB Photography/iStock/Getty Images Plus; Paul Souders/Stone; Roberto Moiola/Sysaworld/Moment; somnuk krokum/ Moment; energyy/iStock/Getty Images Plus; **U6:** trigga/E+; GYRO PHOTOGRAPHY/ amana images; Paolo Negri/Photographer's Choice; Jacky Parker Photography/ Moment; Ekaterina Goncharova/Moment; Eskay Lim/EyeEm; enjoynz/DigitalVision Vectors; Andersen

Ross Photography Inc/DigitalVision; Catherine Falls Commercial/ Moment; Fabrice LEROUGE/ONOKY; BSIP/Collection Mix: Subjects; chameleonseye/iStock/Getty Images Plus; Klaus Vedfelt/DigitalVision; szefei/iStock/Getty Images Plus; jokuephotography/iStock/Getty Images Plus; John Elk III/The Image Bank Unreleased; Westend61; Andersen Ross/Photodisc; Luca Silvestro Santilli/EyeEm; Paul Viant/iStock/Getty Images Plus; **U7:** Shaun Egan/The Image Bank; MOF/E+; Cultura Exclusive/Quim Roser/Image Source; Â©fitopardo/ Moment; FOTOGRAFIA INC./E+; Coal Photography/Alexander Legaree/ Moment; Jupiterimages/Stockbyte; kali9/iStock/Getty Images Plus; Birgid Allig/Corbis; Daniel A. Leifheit/Moment; KathyKafka/iStock/Getty Images Plus; imetlion/iStock/Getty Images Plus; **U8:** Peerakit Jlrachetthakun/Moment; Buena Vista Images/Photodisc; Ron and Patty Thomas/E+; Jack Pan/500px/500Px Plus; moodboard/Brand X Pictures; Ron Evans/ Stockbyte; Sungmoon Han/EyeEm; Wang Zhaobo/VCG; YOSHIKAZU TSUNO/ Gamma-Rapho; wisarut_ch/Shutterstock; anmbph/iStock/Getty Images Plus; Wan Ru Chen/Moment; Warren Faidley/The Image Bank; Cultura RM Exclusive/Jason Persoff Stormdoctor/ Image Source; Manuel Peric/EyeEm; V_Sot/iStock/Getty Images Plus; John Sirlin/EyeEm; Aaron Horowitz/The Image Bank; Alistair Berg/DigitalVision; Stockbyte; benedektibor/iStock/Getty Images Plus.

The following images are sourced from other libraries:

U0: Tatiana Popova/Shutterstock; View Stock/Alamy; Bejim/Shutterstock; ESB Professional/Shutterstock; Kuttig - People/Alamy Stock Photo; Image navi - Sozajiten/ Alamy; Thierry GRUN/Alamy; Daniela Pelazza/Shutterstock; MT511/Shutterstock; irin-k/Shutterstock; Moiz Husein Dossaji/Shutterstock; Jirik V/Shutterstock; **U1:** Pakhnyushchy/Shutterstock; Lora liu/Shutterstock; Mira/Alamy; Image Source Plus/Alamy; Radius Images/Design Pics/Alamy; Amy Myers/Shutterstock; David & Micha Sheldon/F1online digitale Bildagentur GmbH/Alamy; **U2:** QQ7/Shutterstock; Greg Williams/Shutterstock; Michael Kemp/Alamy; yuanyuan xie/Zoonar GmbH/ Alamy; Dan Kosmayer/Shutterstock; Laborant/Shutterstock; gmstockstudio/ Shutterstock; popartic/Shutterstock; KULISH VIKTORIIA/Shutterstock; Joseph Sohm/ Shutterstock; Elnur Amikishiyev/Shutterstock; Sergio Bertino/Shutterstock; Styve Reineck/Shutterstock; Denis Radovanovic/Shutterstock; tab62/Shutterstock; **U3:** StockLite/Shutterstock; Juice Images272/Alamy; V.S.Anandhakrishna/Shutterstock; Belikova Oksana/Shutterstock; Lumi images/Alamy; lunamarina/Shutterstock; Monkey Business Images/Shutterstock; Grzegorz Petrykowski/Shutterstock; Leandro Mise/Alamy; Lloyd Sutton/Alamy; Steve Arnold/Alamy; **U4:** Milosz Maslanka/Shutterstock; JI de Wet/Shutterstock; Ryan M. Bolton/Shutterstock; Anton_Ivanov/ Shutterstock; Subbotina Anna/Shutterstock; Media Home/Shutterstock; Cathy Keifer/ Shutterstock; Ricardo Canino/Shutterstock; Johan Swanepoel/Shutterstock; subin pumsom/Shutterstock; paytai/Shutterstock; Matt Jeppson/Shutterstock; reptiles4all/ Shutterstock; Bill Kennedy/Shutterstock; Dirk Ercken/Shutterstock; Audrey Snider- Bell/Shutterstock; Mikadun/Shutterstock; Jean-Edouard Rozey/Shutterstock; Jim Pickerell/Stock Connection Blue/Alamy; **U5:** Nitr/Shutterstock; triocean/Shutterstock; page frederique/Shutterstock; M. Unal Ozmen/Shutterstock; Lestertair/Shutterstock; Africa Studio/Shutterstock; papkin/Shutterstock; Alessio Orru/Shutterstock; Reika/Shutterstock; Suprun Vitaly/Shutterstock; nito/Shutterstock; Marina Grau/ Shutterstock; the stock company/Shutterstock; sondem/Shutterstock; Gerhard Zwerger-Schoner/ imageBROKER.com GmbH & Co. KG/Alamy; Stephen Coyne/ Art Directors/Alamy; Denis Kichatof/Shutterstock; peresanz/Shutterstock; **U6:** Bob Mitchell/Corbis; Radius Images/Design Pics/Alamy; Irina Mos/Shutterstock; Malivan_lulii/Shutterstock; Lifestyle Travel Photo/Shutterstock; Destinyweddingstudio/Shutterstock; Mikhail Pozhenko/Shutterstock; Denis Tabler/Shutterstock; tristan tan/ Shutterstock; Russel Wasserfall/Gallo Images/Alamy; Antonova Ganna/Shutterstock; Elly Godfroy/Alamy; Alexandr Makarov/Shutterstock; Africa Studio/Shutterstock; my nordic/Shutterstock; **U7:** Gallo Images - LKIS/Alamy; Khakimullin Aleksandr/ Shutterstock; Monkey Business Images/Shutterstock; Christian Mueller/Shutterstock; balabolka/Shutterstock; Andre Babiak/Alamy; dwphotos/Shutterstock; Sasa Komlen/ Shutterstock; MORANDI Bruno/hemis.fr/Alamy; Pecold/Shutterstock; Ragnar Th Sigurdsson/ARCTIC IMAGES/Alamy; saras66/Shutterstock; kosmos111/Shutterstock; David South/Alamy; **U8:** Robert Postma/All Canada Photos/Alamy; icollection/Alamy; Cal Vornberger/Alamy; nodfff/Shutterstock; stock_shot/Shutterstock; wisarut_ch/ Shutterstock; peresanz/Shutterstock; Jim Reed/Jim Reed Photography - Severe&/ Corbis; Gregory Pelt/Shutterstock; Igunnova Irina/Shutterstock; Adrian Sherratt/ Alamy; blue67design/Shutterstock; Elena Schweitzer/Shutterstock.

Front Cover photography by Roman Pretot/500px.

Illustrations

A Corazon Abierto (Sylvie Poggio Artists); Luke Newell; Marcus Cutler (Sylvie Poggio Artists); Pablo Gallego.